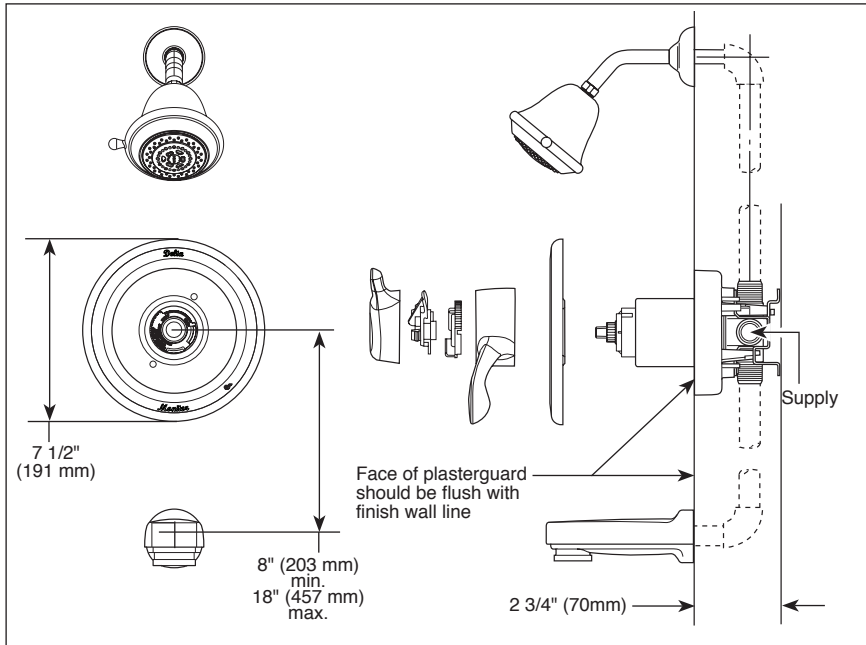
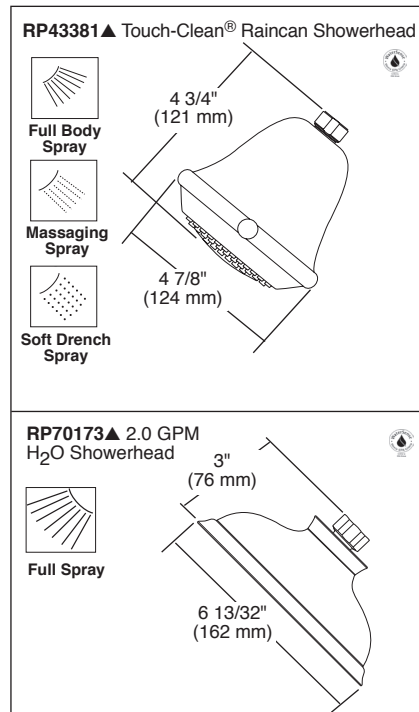
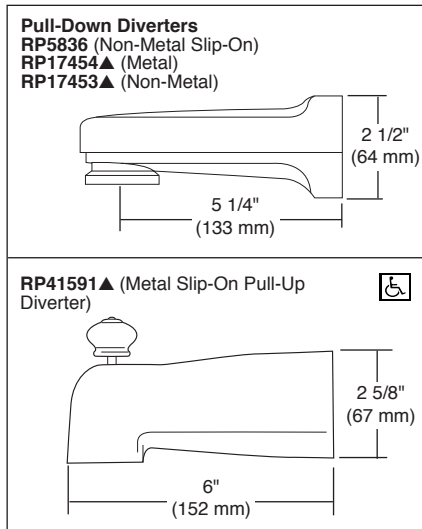


Submitted Model No.: \_\_\_\_\_

Specific Features: \_\_\_\_\_



▲ Designate Proper Finish Suffix



## TUB AND SHOWER FAUCET TRIM

- Classic Collection
- Shower Only (T17230 Series)
- Tub/Shower (T17430 Series)

### FEATURES:

- Monitor® 17 Series pressure balanced bath mixing valve trim

### STANDARD SPECIFICATIONS:

- Maintains a balanced pressure of hot and cold water even when a valve is turned on or off elsewhere in the system.
- For use with MultiChoice® Universal rough valve body. (R10000 Series)
- Back-to-back installation capability.
- Red/Blue indicators on handle.
- Lever volume control handle; temperature adjustment dial.
- Field adjustable to limit handle rotation into hot water zone.
- Maximum dial rotation adjustable between 90° and 180°.
- All parts replaceable from the front of the valve.
- Models with "SOS" suffix supplied with slip-on spout for 1/2" C.W.T.
- MTS = Metal slip-on spout for 1/2" C.W.T.
- Note: Product will be marked with flow rate of specific showerhead.

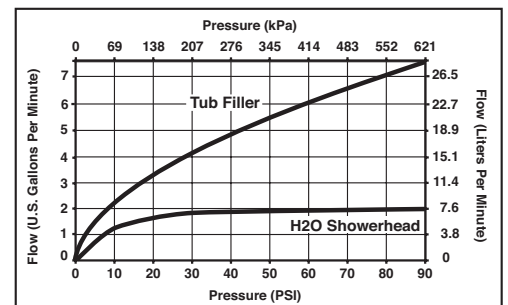
### WARRANTY

- Lifetime limited warranty on parts (other than electronic parts and batteries) and finishes: or, for commercial users, for 5 years from date of purchase.
- 5 year limited warranty on electronic parts (other than batteries); or, for commercial users, for 1 year from the date of purchase. No warranty is provided on batteries.



### COMPLIES WITH:

- ASME A112.18.1 / CSA B125.1
- ASSE 1016
- Indicates compliance to ICC/ANSI A117.1
- EPA WaterSense®



Delta reserves the right (1) to make changes in specifications and materials, and (2) to change or discontinue models, both without notice or obligation. Dimensions are for reference only. See current full-line price book or [www.deltafaucet.com](http://www.deltafaucet.com) for finish options and product availability.

DSP-B-T17030 Rev. G

55 E 111th Street, Indianapolis, Indiana 46280  
350 South Edgeware Road, St. Thomas, ON N5P 4L1  
© 2015 Masco Corporation of Indiana