

### Features

- Touchless on/off with a wave of your hand or an object such as a pan.
- Response® technology uses a state-of-the-art motion sensor for reliable touchless activation.
- LED light indicates Response® is ready to use.
- AC-powered operation—no batteries to replace.
- Three-function pull-down sprayhead with touch control allows you to switch between aerated stream, Sweep® spray, and Boost technology.
- Sweep® spray is a wide, powerful blade of water that sweeps your dishes and sink clean.
- Boost technology increases the flow rate by 30% with the press of a button. Use Boost with stream for faster filling or with Sweep® spray for more powerful cleaning.
- DockNetik® magnetic docking system securely locks the sprayhead into place when not in use.
- ProMotion® technology allows the pull-down sprayhead to swivel for more comfortable use.
- MasterClean™ sprayface features an easy-to-clean surface that withstands mineral buildup.
- High-arch spout offers vertical clearance for tall cookware and pitchers.
- Single lever handle makes adjusting water temperature easy with one hand.
- 1.5 gpm (5.7 lpm) maximum flow rate at 60 psi (4.14 bar).
- Temperature memory allows faucet to be turned on and off at the temperature set during prior usage.
- KOHLER ceramic disc valves exceed industry longevity standards for a lifetime of durable performance.

### Material

- Premium metal construction for durability and reliability.
- KOHLER finishes resist corrosion and tarnishing.

### Installation

- Requires nonswitched undercounter outlet.
- Single-hole installation (3-hole escutcheon sold separately).
- Flexible supply lines simplify installation.

### Adapters, Rough-in and Extension Kits

1012715 Range: 1-3/8" (34 mm) - 3-3/8" (85 mm)

### Recommended Products/Accessories

- K-77685 Single-Cartridge Water Filtration System
- K-77686 Double-Cartridge Water Filtration System
- K-77687 single replacement filter cartridge
- K-77688 Replacement Filter Cartridges, Two-Pack

### Optional Products/Accessories



**ADA** **CSA B651**

### Codes/Standards







ASME A112.18.1/CSA B125.1  
 NSF/ANSI 61  
 NSF/ANSI 372  
 All applicable US Federal and State material regulations  
 DOE - Energy Policy Act 1992  
 California Energy Commission (CEC)  
 ADA  
 ICC/ANSI A117.1  
 CSA B651

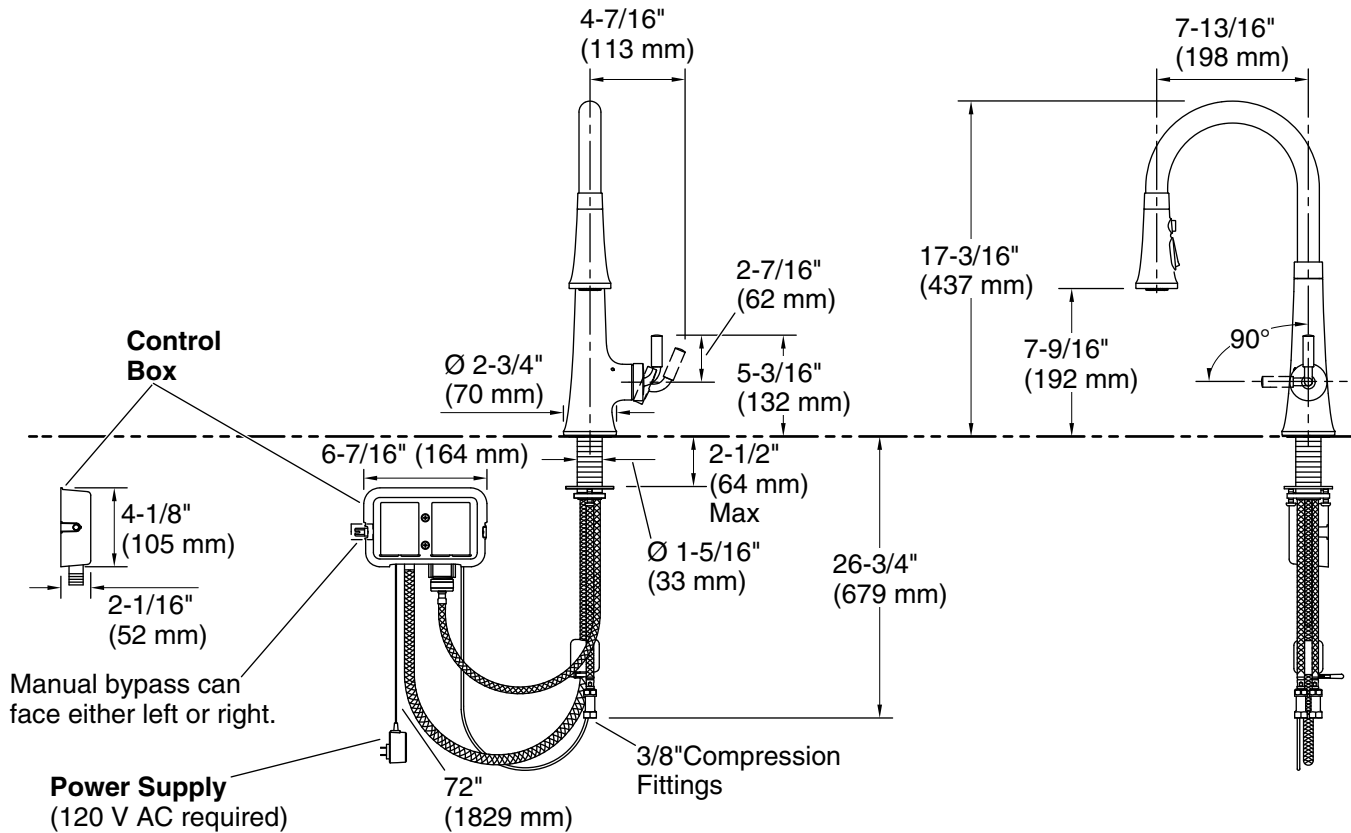
### KOHLER® Faucet Lifetime Limited Warranty KOHLER® Electronic Faucets, Valves, and Controls Five-Year Limited Warranty

See website for detailed warranty information.

### Available Colors/Finishes

*Color tiles intended for reference only.*

Color	Code	Description
	CP	Polished Chrome
	VS	Vibrant® Stainless
	BL	Matte Black
	2MB	Vibrant® Brushed Moderne Brass
	BMB	Matte Black with Moderne Brass
	CBL	Matte Black with Polished Chrome



### Required Electrical Service

One circuit required, protected with Class A Ground-Fault Circuit-Interrupter (GFCI). Outside North America, this device may be known as a Residual Current Device (RCD).

120 V

### Technical Information

All product dimensions are nominal.

Power source: Plug - AC, included

### Spout:

Spout reach: 7-3/4" (198 mm)

### Notes

Install this product according to the installation instructions.

ADA complaint for faucet handles only.

ADA, CSA B651 compliant when installed to the specific requirements of these regulations.