

STERLING®

A KOHLER COMPANY

60" seated shower stall w/Aging in Place backerboards

Accord®

72290106



Features

- 3-1/2" threshold.
- Durable high-gloss finish.
- Center drain.
- Pivot snap-together modular design.
- Removable seat.
- Aging In Place backerboards.

Material

- Made from solid Vikrell® material for strength, durability, and lasting beauty.

Installation

- Alcove.
- Caulk-free installation.

Recommended Products/Accessories

- 5475-59 Frameless sliding shower door
- 5477-59 Frameless sliding shower door
- 5970-59 Framed sliding shower door
- 5975-59 Framed sliding shower door
- 5976-59 Framed sliding shower door
- 5977-59 Framed sliding shower door
- 547808-59 Frameless sliding shower door
- 572075-59 Framed sliding shower door
- 581075-59 Frameless sliding shower door
- 80001012 12" straight grab bar
- 80001018 18" straight grab bar
- 80001024 24" straight grab bar
- 80011032 32" straight grab bar
- 80001036 36" straight grab bar
- 80012134 34" curved grab bar
- 72286104 Removable bath seat for Series 7228 and 7229
- K-23726 Drain treatment
- K-23733 Vikrell® cleaner

Included Components

Product consists of:

- 72286104 Removable bath seat for Series 7228 and 7229
- 71164100 60" bath/shower wall set
- 72291100 60" seated shower base
- 72291100 60" seated shower base
- 71164106 60" x 36" bath/shower wall set with Aging in Place backerboards
- 72286104 Removable bath seat for Series 7228 and 7229



Codes/Standards

- ASTM E162
- ASTM E662
- HUD, UM Bulletin 73



Warranty – Bathing Fixtures (and) Kitchen and Utility Sinks Made of Solid Vikrell® Material

STERLING® Warranty - Bathing & Showering Seats

See website for detailed warranty information.

Available Colors/Finishes

Color tiles intended for reference only.

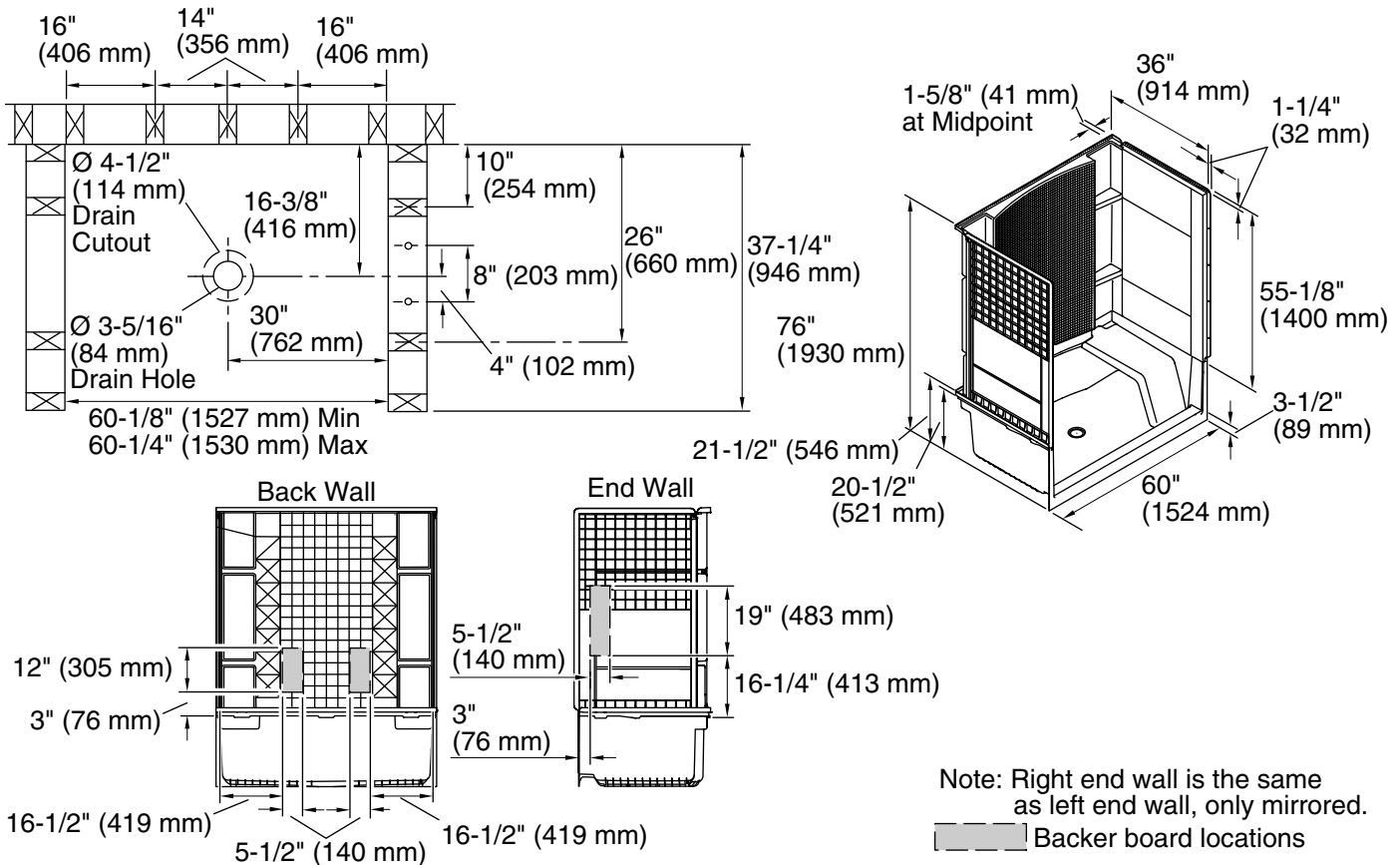
Color	Code	Description
	0	White
	96	KOHLER Biscuit

1-800-STERLING (1-800-783-7546)

Kohler Co. reserves the right to make revisions without notice to product specifications.

For the most current Specification Sheet, go to www.sterlingplumbing.com.

8-22-2020 14:04 - US



Technical Information

All product dimensions are nominal.

Installation: Three-wall alcove

Drain location: Center

Minimum flat for door: 3-1/4" (83 mm)

Threshold height: 3-1/2" (89 mm)

Maximum door height: 70-5/8" (1794 mm)

Maximum door width: 56-5/8" (1438 mm)

Notes

Install this product according to the installation instructions.

Base cannot be installed without the wall surround.

Studs should be positioned roughly as shown.

Double studing is recommended for pivot shower door installations.