

Features

- Two lever handles offer separate control of hot and cold water
- Part of the Occasion bathroom faucet and accessory collection
- Requires valve (sold separately) for installation

Material

- Premium metal construction for durability and reliability

Installation

- Wall-mount

Required Products/Accessories

K-410-K Wall-mount Valve
K-T27011-ND Wall-mount bathroom sink faucet spout with Straight design, 1.2 gpm

Recommended Products/Accessories

K-23726 Drain treatment
K-23723 Faucet cleaner



ADA CSA B651 OBC

Codes/Standards







ASME A112.18.1/CSA B125.1
ADA
ICC/ANSI A117.1
CSA B651
OBC

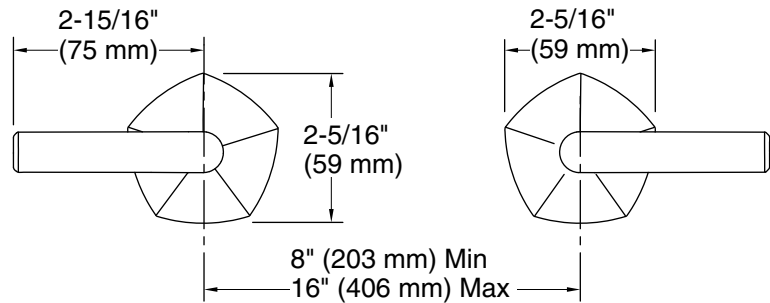
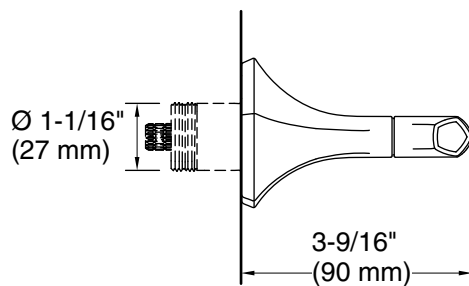
KOHLER® Faucet Lifetime Limited Warranty

See website for detailed warranty information.

Available Colors/Finishes

Color tiles intended for reference only.

Color	Code	Description
	CP	Polished Chrome
	SN	Vibrant® Polished Nickel
	BN	Vibrant® Brushed Nickel
	BL	Matte Black
	2MB	Vibrant® Brushed Moderne Brass
	BMB	Matte Black with Moderne Brass



Technical Information

All product dimensions are nominal.

Faucet:

Flow rate: 1.2 gal/min (4.5 l/min)

Pressure: 60 psi (4.1 bar)

Drain included: No

Drain with overflow: No

Notes

ADA, OBC, CSA B651 compliant when installed to the specific requirements of these regulations.