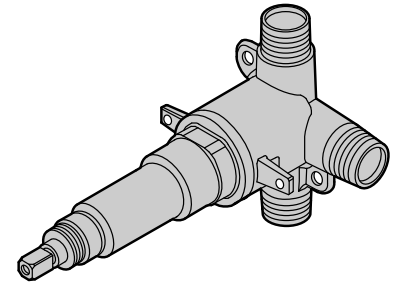







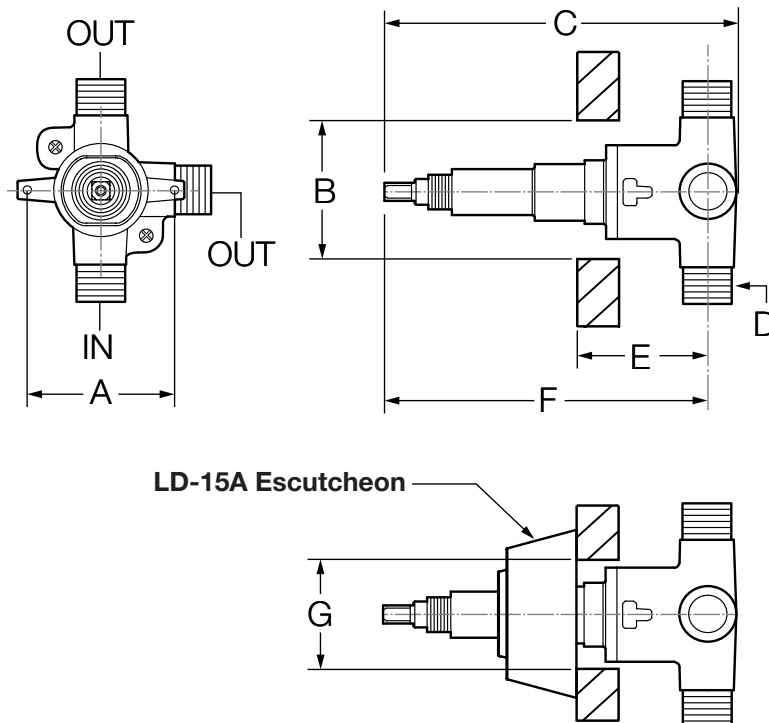
Location:

2DIV-BODY
Dual Outlet Diverter Valve
Specification Submittal



<p>Model Numbers</p>	<p>Specification</p>
<p><input type="checkbox"/> 2DIV-BODY <i>Dual Outlet Diverter Valve</i></p>	<p>Dual outlet diverter valve features shared functionality. Inlet and outlet connections are both 1/2" male IPS & 1/2" female sweat. Components made from lead free metal construction.</p> <div style="text-align: right;">   </div>
<p>Compliance</p>	<p>Warranty</p>
<p>-ASME A112.18.1/CSA B125.1</p> <div style="text-align: center;">  </div>	<p>Limited Lifetime - to the original end purchaser in consumer/residential installations. 5 Years - for industrial/commercial installations. Refer to www.symmons.com/warranty for complete warranty information.</p>

Dimensions



Measurements	
A	2 5/8", 67 mm
B	Hole Size Min. Ø 3", 76 mm Max. Ø 3 1/4", 83 mm
C	5 3/4", 146 mm
D	(3x) 1/2" male IPS & (3x) 1/2" female sweat
E	See note 1
F	5 3/8", 137 mm
G	Hole Size Min. Ø 1 3/4", 44 mm Max. Ø 1 7/8", 48 mm LD-15A Escutcheon: 2DIV Temptrol Temptrol II Temptrol Commercial Temptrol Deluxe SafetyMix Visu-Temp

Notes:

- 1) Figure is determined by style of trim attached to shower valve. See rough-in dimension drawing for shower valve application with diverter valve.
- 2) Dimensions subject to change without notice.