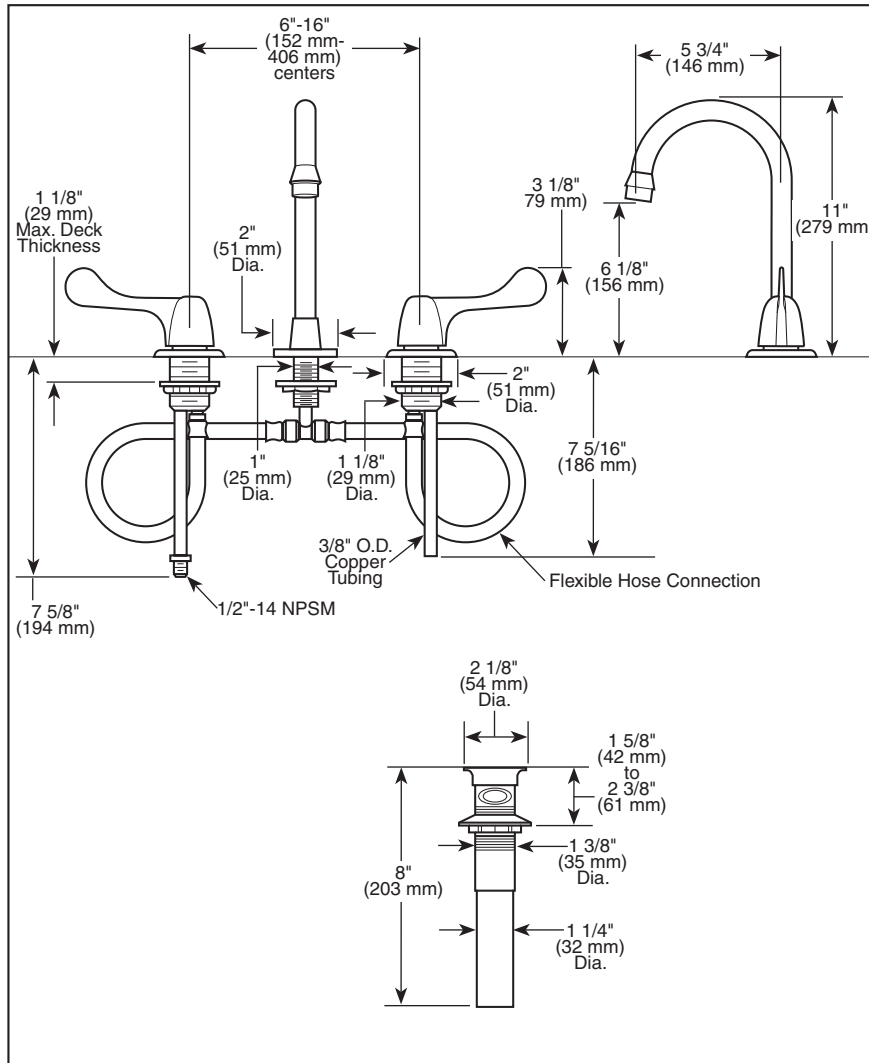


Submitted Model No.: _____

Specific Features: _____



LAVATORY FAUCETS


- Two Handle
- Widespread
- Three Hole Sink Applications
- 6-16" (152 mm-406 mm) Centers

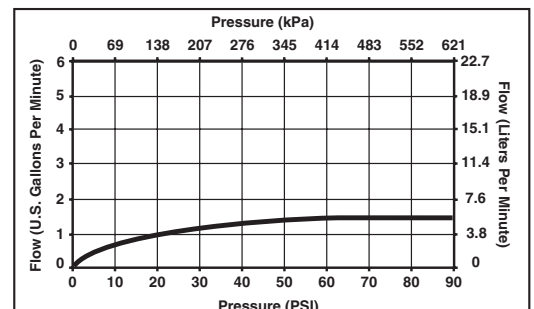
STANDARD SPECIFICATIONS:

- Two handle lavatory faucets for concealed mounting on three hole sinks.
- Solid brass fabricated end valves and spout body.
- Widespread 6"-16" (152 mm-406 mm) centers.
- 5 3/4" (146 mm) long, 11" (279 mm) high rigid gooseneck spout.
- Vandal resistant metal wrist blade handles. Red/blue colored graphics indicate hot/cold temperature.
- Control mechanism shall be of the rotating cylinder type with stainless steel plate and 1/4 turn stops. Replaceable non-metallic seats operate in stainless steel lined sockets.
- Hot and cold stems are interchangeable.
- 1.5 gpm (5.7 L/min) laminar flow outlet.
- 3/8" O.D. copper supply tube inlets with 1/2"-14 NPSM adapters.



COMPLIES WITH:

- ASME A112.18.1 / CSA B125.1
-  Indicates compliance to ICC/ANSI A117.1
- Verified compliant with .25% weighted average Pb content regulations.



Delta reserves the right (1) to make changes in specifications and materials, and (2) to change or discontinue models, both without notice or obligation. Dimensions are for reference only. See current full-line price book or www.deltafaucet.com for finish options and product availability.

DSP-L-3579LF-WFHDF Rev. B



55 E. 111th Street, Indianapolis, Indiana 46280
350 South Edgeware Road, St. Thomas, ON N5P 4L1
© 2013 Masco Corporation of Indiana