

Direct Drive Blower Motors

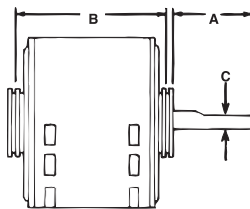

MARS direct drive furnace blower motors are three speed standard efficiency models. All models are electrically reversible and include 2-1/4 inch resilient rings for base mounting. These models have all angle sleeve bearings and have open air over enclosures.

Features:

- Sleeve bearing
- Rheem mounting holes
- 3 speeds
- 1/2 inch extended thru bolts
- 2-1/4 inch resilient rings
- For accessories see pages M-50 – M-54

Specifications:

- Class "B" insulation
- Single phase, 60 Hertz
- Thermal overload protected
- Fan duty, continuous, air over
- Open construction
- 36 inch leads
- UL Recognized



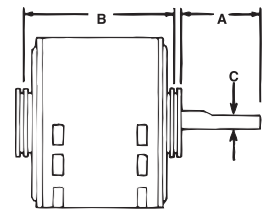
High Efficiency Direct Drive Blower Motors – MARS Energy Master

Ball Bearing

MARS High Efficiency direct drive blower motors save ENERGY. Designed for continuous air over applications, such as furnace blowers or central air handling units with single shaft requirements.

Features:

- Optimized high efficiency design
- 12-15% more efficient compared to standard motors
- Permanently lubricated ball bearings
- Rheem mounting holes
- Extended thru bolts, shaft end
- 3 Speeds
- Open Construction
- 2-1/4 resilient rings - plus 2-1/2 split rings included



Specifications:

- Class "B" insulation
- Single phase, 60 Hertz
- Fan duty, continuous air over
- Automatic thermal overload protection
- 36 inch leads
- UL Recognized

1075 RPM – Three Speed – Reversible Rotation

MARS NO.	HP	ROT	VOLTS	AMPS	CAP REQ.	ENCL.	BRG.	DIMENSIONS		
								A	B	C
10583	1/4	Rev	115	4.2	5/370	OA0	Slv	4.50	4.89	1/2
10584	1/4	Rev	208-230	1.8	5/370	OA0	Slv	4.50	4.89	1/2
10585	1/3	Rev	115	6.1	5/370	OA0	Slv	4.50	5.14	1/2
10586	1/3	Rev	208-230	2.7	5/370	OA0	Slv	4.50	5.14	1/2
10587	1/2	Rev	115	7.5	10/370	OA0	Slv	4.50	5.89	1/2
10588	1/2	Rev	208-230	3.2	7.5/370	OA0	Slv	4.50	5.64	1/2
10589	3/4	Rev	115	11.2	15/370	OA0	Slv	4.50	6.14	1/2
10590	3/4	Rev	208-230	4.5	10/370	OA0	Slv	4.50	6.14	1/2
10591	1	Rev	115	11.8	20/370	OA0	Slv	4.50	5.80	1/2
10592	1	Rev	208-230	5.6	15/370	OA0	Slv	4.50	5.80	1/2

1075 RPM – Reversible Rotation

MARS NO.	HP	VOLTS	AMPS	CAP REQ.	ENCL.	BRG.	DIMENSIONS		
							A	B	C
10573	1/4	115	2.9	7.5/370	OPAO	Ball	4.50	8.57	1/2
10574	1/4	208-230	1.3	5/370	OPAO	Ball	4.50	8.57	1/2
10575	1/3	115	3.9	10/370	OPAO	Ball	4.50	9.08	1/2
10576	1/3	208-230	1.6	7.5/370	OPAO	Ball	4.50	9.08	1/2
10577	1/2	115	5.2	15/370	OPAO	Ball	4.50	9.78	1/2
10578	1/2	208-230	2.5	10/370	OPAO	Ball	4.50	9.78	1/2
10579	3/4	115	8.0	20/370	OPAO	Ball	4.50	10.10	1/2
10580	3/4	208-230	3.5	15/370	OPAO	Ball	4.50	10.10	1/2