

Features

- For use with the 2"x6" in-wall tank and carrier system.
- Available in a variety of colors and finishes to match the toilet or faucet finish.
- Dual-flush actuator offers a choice of 0.8 or 1.6 gpf (3.0 or 6.0 lpf).
- Large flush actuator plate opening can be removed for easy access to inner tank.

Installation

- See installation guide and installation video for more detailed information.

Water Conservation & Rebates

- Eligible for consumer rebates in some municipalities.

Recommended Products/Accessories

K-6291 Wall-Hung Toilet Cast Iron Waste Pipe
K-6284 2"x6" In-Wall Tank and Carrier System
K-6300 Wall-hung elongated toilet bowl
K-4744 C³®-201 Quiet-Close™ Elongated bidet toilet seat
K-23723 Faucet cleaner



Codes/Standards












None Applicable

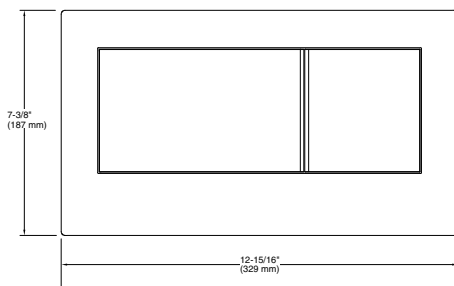
KOHLER® Toilets and Seats Limited Warranty

See website for detailed warranty information.

Available Colors/Finishes

Color tiles intended for reference only.

Color	Code	Description
	CP	Polished Chrome
	SN	Vibrant® Polished Nickel
	G	Brushed Chrome
	BN	Vibrant® Brushed Nickel
	BV	Vibrant® Brushed Bronze
	2BZ	Oil-Rubbed Bronze
	0	White
	96	Biscuit
	NY	Dune
	7	Black Black™
	TT	Vibrant Titanium



Technical Information

All product dimensions are nominal.

Material: Plastic