

SUPPLY



883-PT

DRAINAGE



886-4PT

SUPPORT



884-PTM

APPENDIX




888-PTM

**TKO™**


Total Knockout Closet Flange

Patent #5,377,361

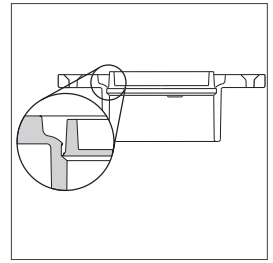
- Proven performance, improved design
- Knockout will not break apart and cannot fall down drain pipe
- Corrosion-resistant 430 stainless steel swivel ring is engineered for maximum strength
- Holds five floors (22 PSI) for head test



Hit the raised rim of the TKO™ until the knockout cracks loose.



Remove loose knockout with pliers. It always removes in one piece.



Patented design makes the knockout larger than the drain throat. It will not break apart and fall down drain line.

All models UPC listed except Sch. 30 and 3" inside-fit models. cUPC listed where indicated



PVC Item No	ABS Item No	Connection	Pkg	Min Qty	Case Qty
<b>ONE-PIECE PLASTIC RING</b>					
883-PT	883-AT	3" hub/inside 4", flush to floor <sup>1</sup>	B*	25	25
883-PTPK	883-ATPK	3" hub/inside 4", flush to floor <sup>1</sup>	C*	8	8
886-PTS	886-ATS	3" spigot	B*	25	25
886-PT30	—	3" Sch. 30 hub	B*	25	25
886-4PT	886-4AT	4" hub, flush to floor	B*	25	25
886-4PTS	886-4ATS	4" spigot, flush to floor	B*	25	25
<b>STAINLESS STEEL SWIVEL RING</b>					
883-PTM	883-ATM	3" hub/inside 4", flush to floor <sup>1</sup> , 1 <sup>3</sup> / <sub>4</sub> "-long tailpiece	B*	24	24
884-PTM	884-ATM	3" hub/inside 4", flush to floor <sup>1</sup> , 2 <sup>1</sup> / <sub>2</sub> "-long tailpiece	B*	24	24
884-PTMPK	884-ATMPK	3" hub/inside 4", flush to floor <sup>1</sup> , 2 <sup>1</sup> / <sub>2</sub> "-long tailpiece	C*	8	8
886-PTMS	886-ATMS	3" spigot	B*	25	25
886-PTMSPK	886-ATMSPK	3" spigot	C*	8	8
888-PTM	888-ATM	3" inside fit <sup>1</sup>	B*	25	25
888-PTMPK	888-ATMPK	3" inside fit <sup>1</sup>	C*	8	8
886-PTM30	—	3" Sch. 30 hub	B*	25	25
886-4PTM	886-4ATM	4" hub, flush to floor	B*	25	25
886-4PTMPK	886-4ATMPK	4" hub, flush to floor	C*	8	8
886-4PTMS	886-4ATMS	4" spigot, flush to floor	B*	25	25
886-4PTMSPK	886-4ATMSPK	4" spigot, flush to floor	C*	8	8

<sup>1</sup> The inside diameter of pipe can vary significantly. These flanges are designed to fit inside most, but may not fit all types of pipe.