



### Photo



### Descriptions

This filter catches dead mites and their droppings, pollen and other allergens on the filter filament, then decomposes them with artificial enzymes.

(Artificial enzyme catalyst on the filament catches the allergens and helps the chemical reaction with Oxygen and severs the S-S\* bonds. \*S=Sulfur atoms)

### Applicable Models


- MSZ-GA60VA
- MSZ-GA71VA

### Specifications

Color	Frame: White, Filter: Light blue
Material	Frame: PP, Filter: Polyester, rayon
Weight	16g

### Dimensions

Unit : mm

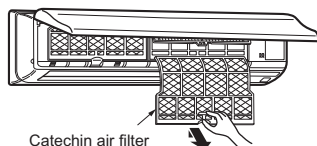


### How to Use / How to Install

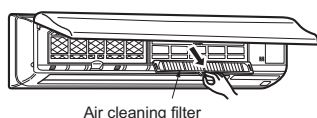
#### REPLACEMENT OF THE AIR CLEANING FILTER (OPTION)

##### Air cleaning filter replacement

- 1 Remove the catechin air filter.



- 2 Remove the air cleaning filter (Anti-allergy enzyme filter: blue bellows type).

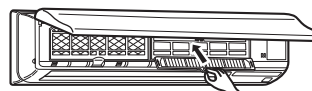


##### Air cleaning filter

- If the air cleaning filter is clogged, it may lower the unit's capacity or cause condensation at the air outlet.
- If AIR CLEANING FILTER is to be washed, soak AIR CLEANING FILTER in water (when showing dirt, in lukewarm water) and rinse it delicately, without removing the filter from the frame about once every 3 months.

##### Every year

- 1 Install a new air cleaning filter.



- 2 Install the catechin air filter and securely close the front panel.

