

Features

- With overflow
- 4" (102 mm) centers
- Drop-in installation
- 19-1/4" (489 mm) x 16-1/4" (413 mm)

Material

- KOHLER® enameled cast iron.

Recommended Accessories

K-8998 P-Trap



ADA

CSA B651

OBC

Codes/Standards

ASME A112.19.1/CSA B45.2

All applicable US Federal and State material regulations

ADA

ICC/ANSI A117.1

CSA B651













OBC

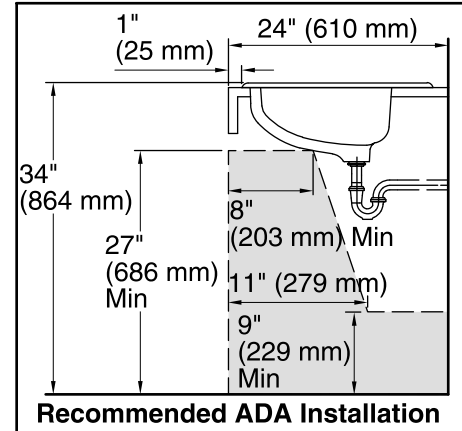
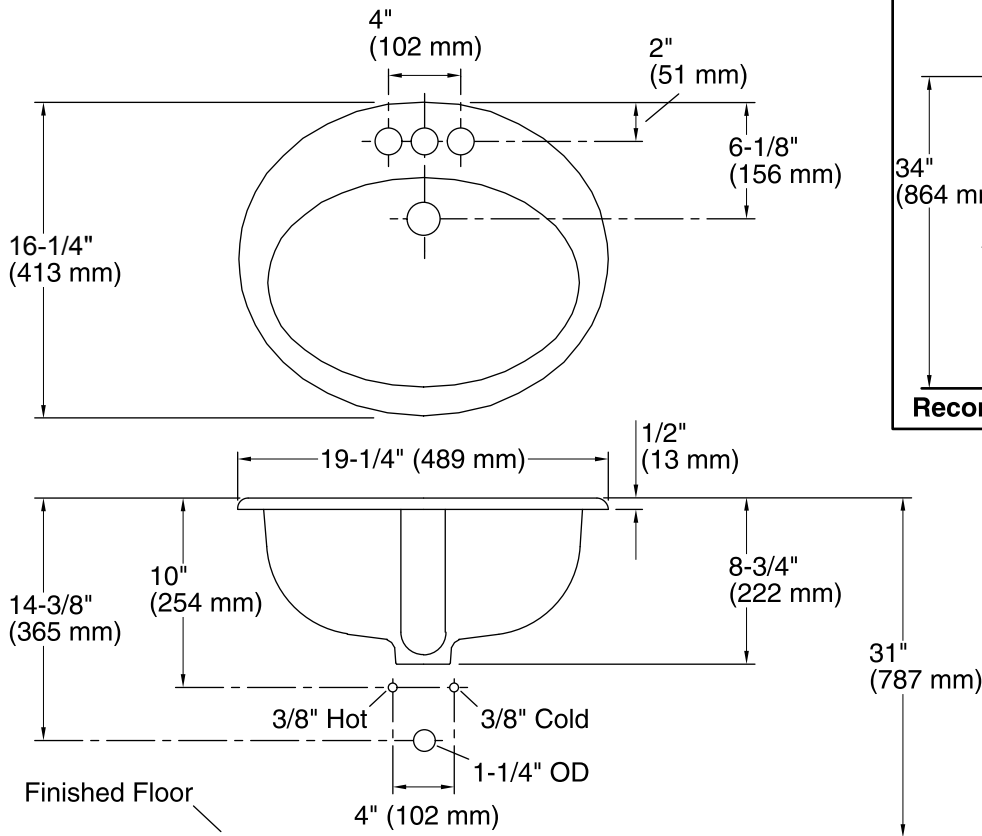
Lifetime Limited Warranty for KOHLER® Cast Iron Components

See website for detailed warranty information.

Available Color/Finishes

Color tiles intended for reference only.

Color	Code	Description
	0	White
	FF	Sea Salt™
	96	Biscuit
	47	Almond
	FD	Cane Sugar™
	NY	Dune
	95	Ice™ Grey
	G9	Sandbar
	FT	Basalt
	20	Suede
	KA	Black 'n Tan
	7	Black Black™



Technical Information

All product dimensions are nominal.

Installation:	Drop-in
Bowl area:	Length: 16" (406 mm) Width: 11" (279 mm) Water depth: 5" (127 mm)
Number of deck holes:	3
Faucet hole(s):	1-3/8" (35 mm)
Drain hole:	1-11/16" (43 mm)
Template:	1002973-7, required, included

Notes

Install this product according to the installation instructions.

NOTICE: Countertop manufacturer or cutter must use the current product template available at www.kohler.com, or by calling 1-800-4KOHLER. Kohler Co. is not responsible for cutout errors when the incorrect cutout template is used.

ADA, OBC, CSA B651 compliant when installed to the specific requirements of these regulations.