

# LAVATORY FAUCETS

- Classic Series
- Two Handle Deck Mount
- 2 and 3 Hole Sink Applications
- 4" Centerset

Submitted Model No.: \_\_\_\_\_

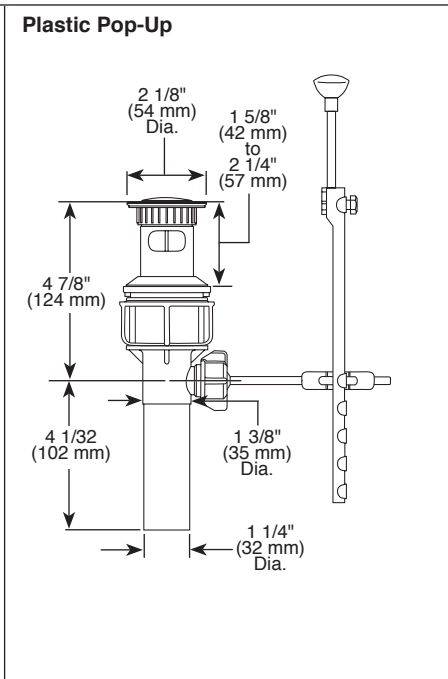
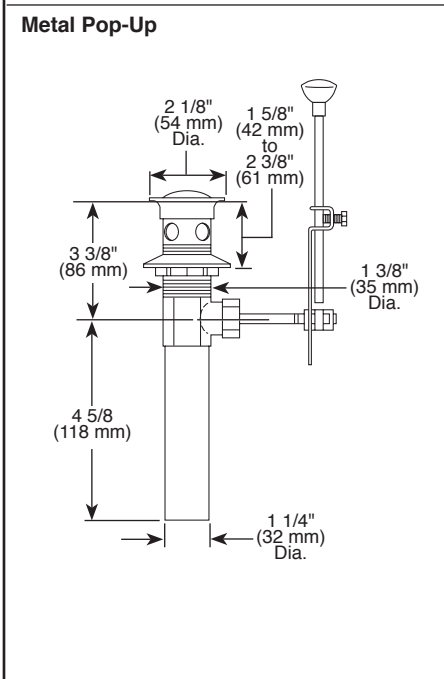
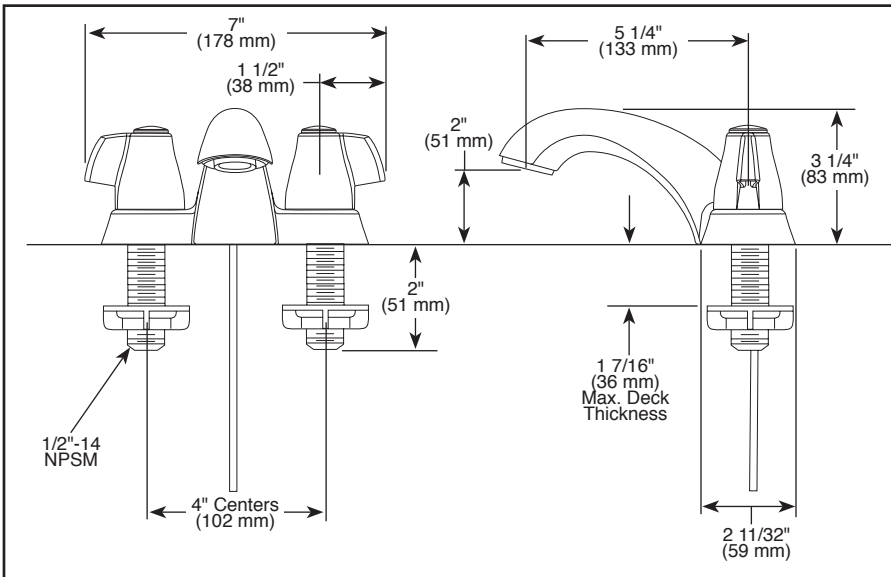
Specific Features: \_\_\_\_\_

## STANDARD SPECIFICATIONS:

- Solid brass fabricated body.
- 4" (102 mm) centerset.
- 5 1/4" (133 mm) long, 3 1/4" (83 mm) high rigid spout.
- Hot and cold stems are interchangeable.
- Hot/cold indicators.
- 1/4 turn handle stops.
- Control mechanism is a rotating cylinder with stainless steel plate and 90° rotation, with replaceable non-metallic seats operating in stainless steel lined sockets.
- 1/2"-14 NPSM threaded male inlet shanks.
- Maximum flow rate 1.5 gpm @ 60 PSI.
- Models with suffix "MPU" have metal drain with pop-up type fitting with plated flange and stopper.
- 2510LF model has spout lift rod hole but comes without lift rod, finial, and pop-up.

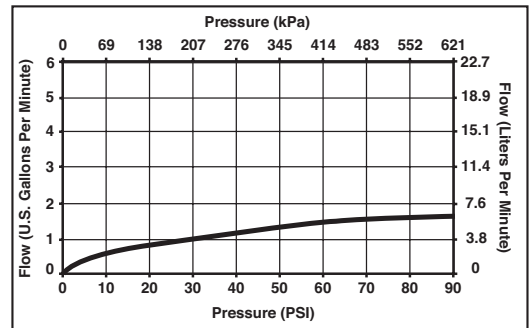
## WARRANTY

- Lifetime Faucet and Finish Limited Warranty to the original consumer purchaser to be free from defects in material and workmanship.
- 5 Year Limited Warranty for usage in all industrial, commercial and business applications.



## COMPLIES WITH:

- ASME A112.18.1 / CSA B125.1
- ASME A112.18.2 / CSA B125.2
- Indicates compliance to ICC/ANSI A117.1
- EPA WaterSense®
- Verified compliant with .25% weighted average Pb content regulations.



▲ Designate proper finish suffix

Delta reserves the right (1) to make changes in specifications and materials, and (2) to change or discontinue models, both without notice or obligation. Dimensions are for reference only. See current full-line price book or [www.deltafaucet.com](http://www.deltafaucet.com) for finish options and product availability.



55 E. 111th Street, Indianapolis, Indiana 46280  
 350 South Edgeware Road, St. Thomas, ON N5P 4L1  
 © 2013 Masco Corporation of Indiana