

Features

- Three-function pull-out sprayhead with touch control allows you to switch between stream, ring spray and Boost technology.
- Boost technology increases the flow rate by 30% with the press of a button. Use Boost with stream for faster filling or with ring spray for more powerful cleaning.
- DockNetik® magnetic docking system securely locks the sprayhead into place when not in use.
- ProMotion® technology's light, quiet braided hose and swiveling ball joint make the pull-down sprayhead easier and more comfortable to use.
- MasterClean™ sprayface features an easy-to-clean surface that withstands mineral buildup.
- Single lever handle makes adjusting water temperature easy.
- Temperature memory allows faucet to be turned on and off at the temperature set during prior usage.
- KOHLER® ceramic disc valves exceed industry longevity standards, ensuring durable performance for life.
- 1.5 gpm (5.7 lpm) maximum flow rate at 60 psi (4.14 bar).

Material

- Premium metal construction for durability and reliability.
- KOHLER finishes resist corrosion and tarnishing.

Installation

- Single-hole or three-hole installation (escutcheon plate included).
- Flexible supply lines simplify installation.

Recommended Products/Accessories

K-77685 Single-Cartridge Water Filtration System
K-77686 Double-Cartridge Water Filtration System
K-77687 single replacement filter cartridge
K-77688 Replacement Filter Cartridges, Two-Pack

Optional Products/Accessories

1012715 Kitchen Faucet Deep Rough-In Kit



ADA CSA B651

Codes/Standards

ASME A112.18.1/CSA B125.1
NSF/ANSI 61
NSF/ANSI 372

All applicable US Federal and State material regulations

DOE - Energy Policy Act 1992
California Energy Commission (CEC)





ADA
ICC/ANSI A117.1
CSA B651

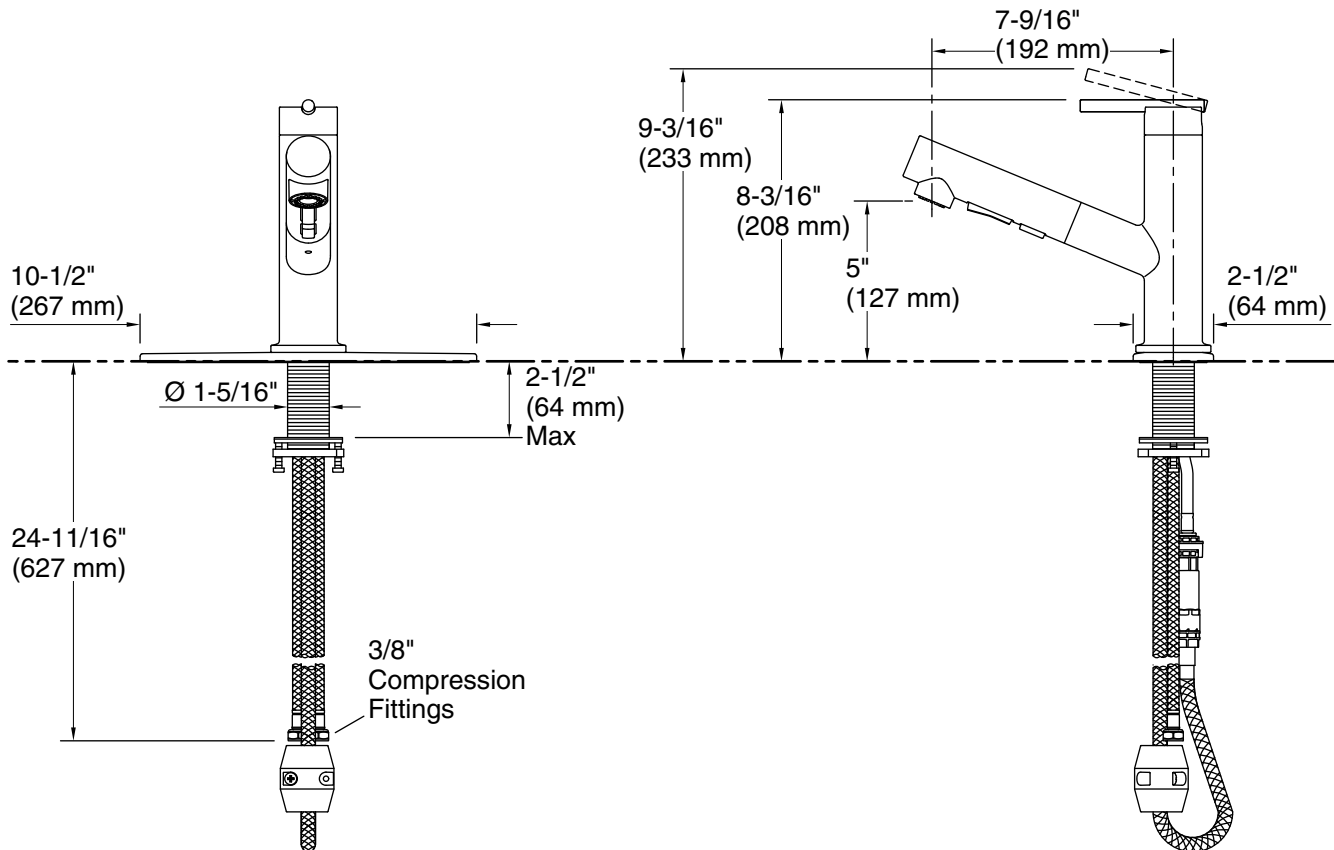
KOHLER® Faucet Lifetime Limited Warranty

See website for detailed warranty information.

Available Colors/Finishes

Color tiles intended for reference only.

Color	Code	Description
	CP	Polished Chrome
	VS	Vibrant® Stainless
	BL	Matte Black
	2MB	Vibrant Brushed Moderne Brass



Technical Information

All product dimensions are nominal.

Faucet:

Flow rate: 1.5 gal/min (5.7 l/min)

Pressure: 60 psi (4.1 bar)

Spout:

Spout reach: 7-9/16" (192 mm)

Fixture pressure max (static): 125 psi (861.8 kPa)

Pressure and Supply Requirements

Fixture pressure min (static): 20 psi (137.9 kPa)

Fixture Supply Requirements

Min static pressure: 20 psi (137.9 kPa)

Max static pressure: 125 psi (861.8 kPa)

Notes

Install this product according to the installation instructions.

ADA, CSA B651 compliant when installed to the specific requirements of these regulations.