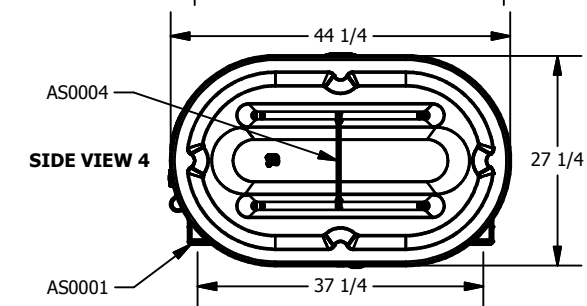
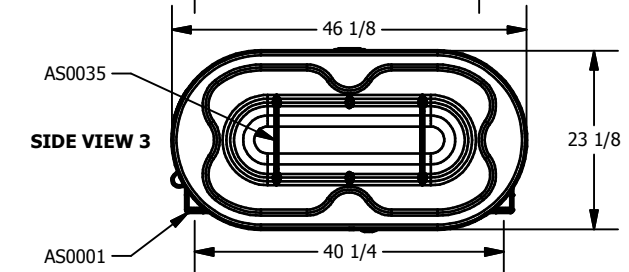
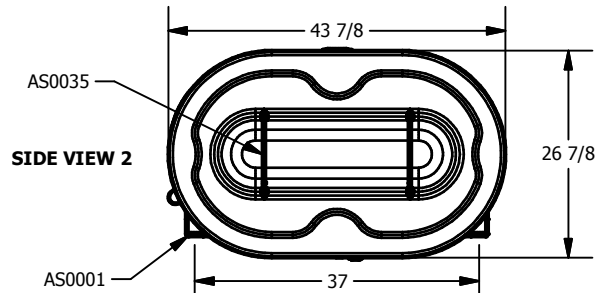
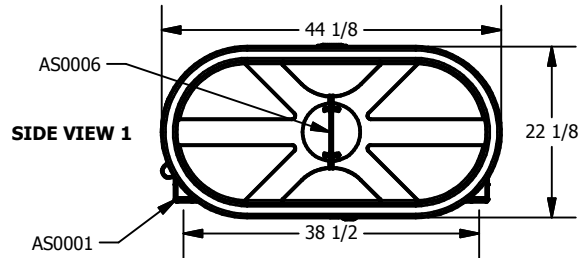
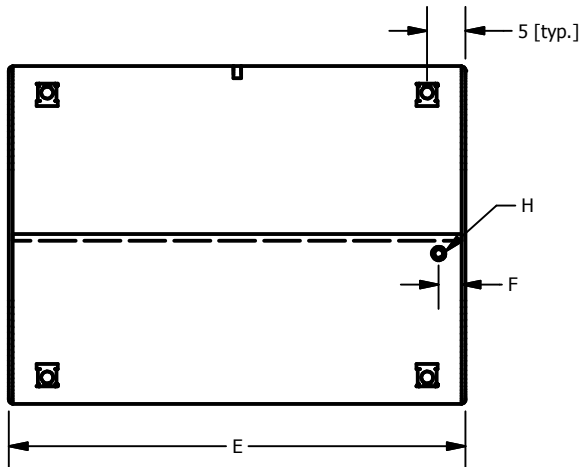
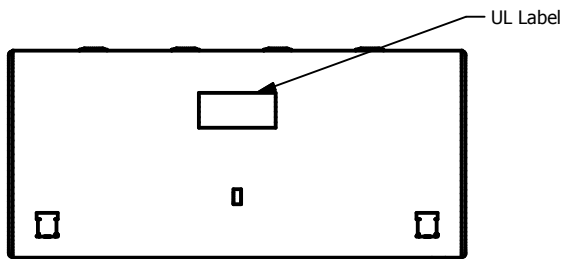
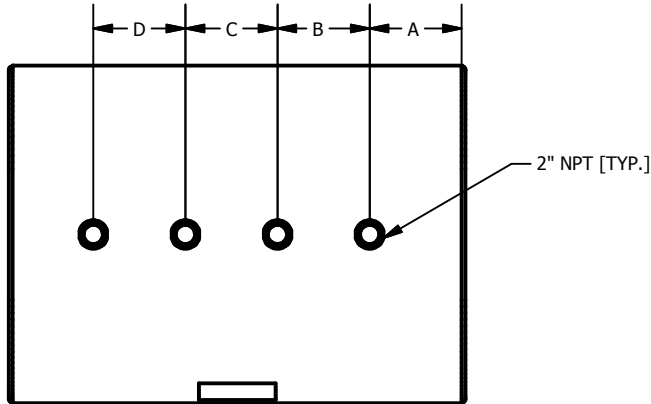


Table Describing digits 1 to 5 of Product #									
Product #	Cap. (US gal)	Steel thk. (ga)	A (in)	B (in)	C (in)	D (in)	E (in)	F (in)	SIDE VIEW
20270	240	12	12	12	12	12	60	3	3
20370	230	12	12	12	12	12	60	3	1
20470	275	12	12	12	12	12	60	3	2
20470_T	275	12	9 1/4	10	10	20	60	57	2
20570	330	12	22	12	12	12	72	3	2
20570_T	330	12	11 1/4	24	12	12	72	69	2
20760	220	12	6	12	24		49	3	2
20770	220	12	6	12	12	12	49	3	2
20860	138	12	6	8 1/4	8 1/4		30	3	2
20870	138	12	4 3/4	6	7	6	30	27	2
20960	120	12	6	8 1/4	8 1/4		30	3	3
20970	120	12	4 3/4	6	7	6	30	3	3
21170	275	10	12	12	12	12	60	3	4

Table Describing Digits 6 of Product#	
Product#	H
1	1/2" NPT
4	2" NPT
5	3/4" NPT



Ce dessin est la propriété exclusive de Industries Granby, SEC. Aucune partie de ce dessin ne peut être utilisée ou reproduite sans sa permission écrite.  
 This drawing is the exclusive property of Granby Industries LP. No part of this drawing may be used or reproduced in any manner without its written permission.

TOLÉRANCES LINÉAIRES, LINEAR STD TOLERANCES 0 OR FRAC. (X/X) -> ±0.5" 0.00 -> ±0.125" 0.0 -> ±0.25" 0.000 -> ±0.0625"		Description de la révision / Revision description		Réservoirs d'Acier Granby, Granby Steel Tanks © 2009 Industries Granby, SEC. Granby Industries LP		
TOLÉRANCES ANGULAIRES, ANGULAR STD TOLERANCES 0 -> ± 2 DEG. 0.0 -> ± 0.5 DEG. 0.00 -> ± 0.1 DEG.		Dessiné par / Drawn by <b>E Bourassa</b>		Format / Size No de la pièce / Part no. A SI0062		
Les soudures doivent respecter la spécification SI-0039. Tank welds must respect SI-0039 specifications.		Approuvé par / Approved by: <b>E Bourassa</b>		2009-09-25		Description / Title <b>GENERIC DRAWING FOR HORIZONTAL UL80 TANKS</b>
Matériau / Material :		Unités / Units <b>INCHES</b>		Echelle / Scale <b>0.05 : 1</b>		