

KALLISTA®

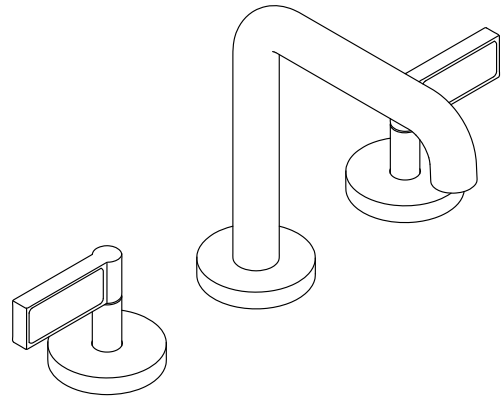
One™ by KALLISTA
Sink faucet, tall spout, White Carrara handles
P24492-WC

Features

- High-quality solid-brass construction for durability and reliability
- Widespread sink faucet for 8" (203 mm) - 16" (406 mm) centers
- Spout reach is 5-5/16" (135 mm)
- Laminar flow
- Includes soft-touch drain
- 1.2 gpm (4.5 lpm) maximum flow rate
- Unlacquered Brass (ULB) available in North America and the United Kingdom only

Recommended Products/Accessories

P74234-WO Under-mount Sink, Soft Rectangle with Overflow, Glazed
P34401-00 Towel Bar, 24"
P34407-00 Disc Hook



ADA

CSA B651

OBC

Codes/Standards






ASME A112.18.1/CSA B125.1
NSF/ANSI/CAN 61
NSF/ANSI/CAN 372
All applicable US Federal and State material regulations
DOE - Energy Policy Act 1992
EPA WaterSense®
California Energy Commission (CEC)
ADA
ICC/ANSI A117.1
CSA B651
OBC

KALLISTA® Five-Year Limited Warranty

See website for detailed warranty information.

Available Colors/Finishes

Color tiles intended for reference only.

Color	Code	Description
	CP	Polished Chrome
	BL	Matte Black
	ULB	Unlacquered Brass
	SN	Polished Nickel
	BN	Brushed Nickel

1-888-4-KALLISTA (1-888-452-5547)

Kallista reserves the right to make revisions without notice to product specifications.

For the most current Specification Sheet, go to www.kallista.com.

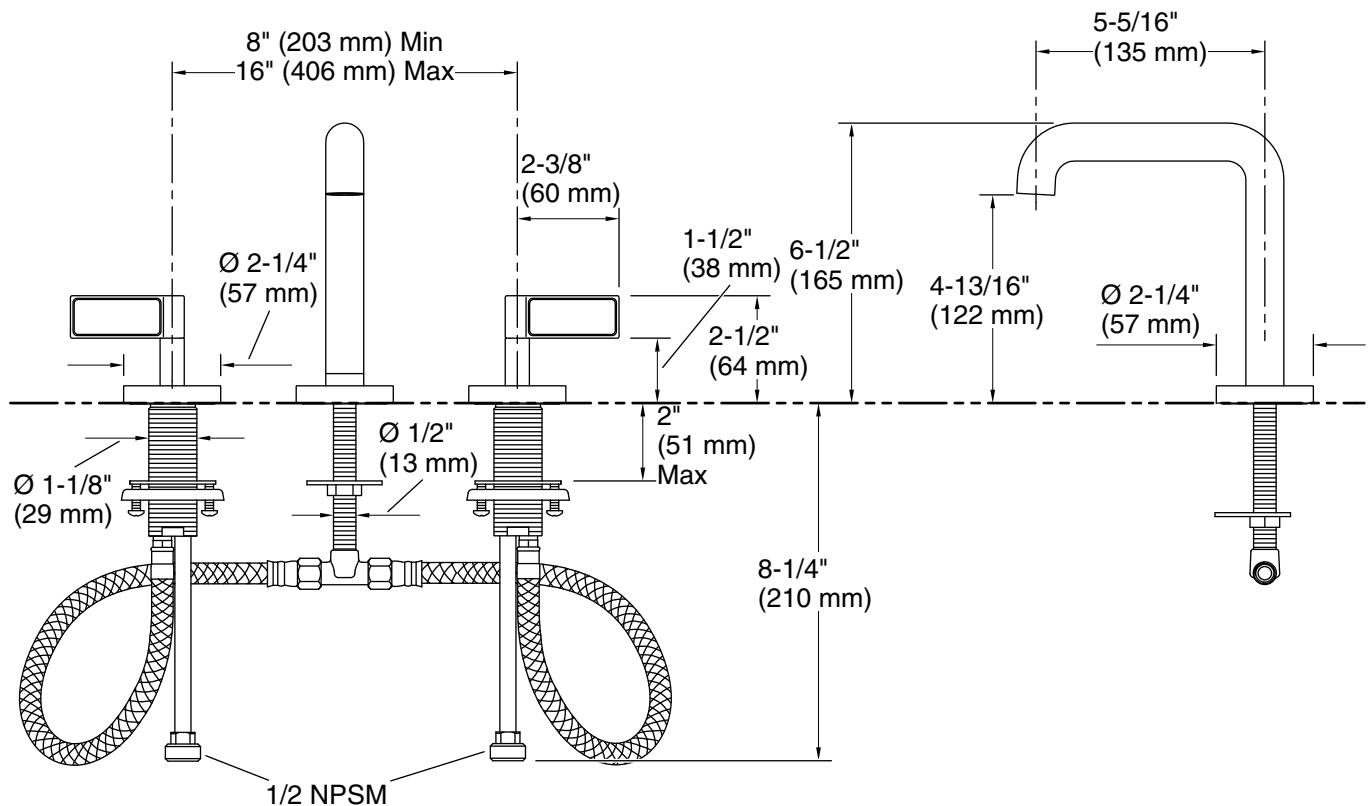
2-12-2023 03:21 - US/CA/MX

KALLISTA.

One™ by KALLISTA

Sink faucet, tall spout, White Carrara handles

P24492-WC



Technical Information

All product dimensions are nominal.

Faucet:

Flow rate: 1.2 gal/min (4.5 l/min)

Pressure: 60 psi (4.1 bar)

Drain included: Yes

Drain with overflow: Yes

Spout:

Spout reach: 5-5/16" (135 mm)

Notes

ADA, OBC, CSA B651 compliant when installed to the specific requirements of these regulations.