

MXZ-2C20NA2
1.5-TON MULTI-ZONE INVERTER HEAT-PUMP SYSTEM



Job Name:

System Reference:

Date:



FEATURES

- Variable speed INVERTER-driven compressor
- ENERGY STAR®certified
- M-NET connection through outdoor unit
- Quiet outdoor unit operation as low as 54 dB(A)
- Intelligent Power Module (IPM) for reduced power loss
- Selectable thermal lockout/restart function
- Optional base pan heater
- High pressure switch for additional protection
- Thermal differential of +/-1° F from setpoint

ENERGY STAR products are third-party certified by an EPA-recognized Certification Body.

Specifications are subject to change without notice.

© 2021 Mitsubishi Electric Trane HVAC US LLC. All rights reserved.

SPECIFICATIONS: MXZ-2C20NA2

(For data on specific indoor units, see the MXZ-C Technical and Service Manual.)

Cooling*1	Maximum Capacity	Btu/h	20,000	20,000	20,000
	Rated Capacity	Btu/h	18,000	19,000	20,000
	Minimum Capacity	Btu/h	5,700	5,700	5,700
	Maximum Power Input	W	2,245	2,245	2,245
	Rated Power Input	W	1,417	1,709	2,000
	Power Factor	%	98.7	99.3	99.9
Heating at 47° F*2	Maximum Capacity	Btu/h	25,000	25,000	25,000
	Rated Capacity	Btu/h	22,000	22,000	22,000
	Minimum Capacity	Btu/h	7,400	7,400	7,400
	Maximum Power Input	W	2,455	2,455	2,455
	Rated Power Input	W	1,641	1,706	1,771
	Power Factor	%	96.2	97.9	99.6
Heating at 17° F*3	Maximum Capacity	Btu/h	15,500	15,000	14,500
	Rated Capacity	Btu/h	12,500	13,000	13,500
	Maximum Power Input	W	1,750	1,780	1,810
	Rated Power Input	W	1,300	1,325	1,350
Heating at 5° F*4	Maximum Capacity	Btu/h	11,100	11,000	10,900
	Maximum Power Input	W	1,600	1,625	1,650
Efficiency	SEER		20.00	18.00	16.00
	EER *1		12.70	11.35	10.00
	HSPF (IV)		10.00	9.65	9.30
	COP at 47° F*2		3.93	3.78	3.64
	COP at 17° F*3		2.82	2.87	2.93
	ENERGY STAR® Certified		Yes	No	No
Electrical	Voltage, Phase, Frequency	V AC	208 / 230V, 1-phase, 60 Hz		
	Guaranteed Voltage Range	V AC	187 - 253		
	Voltage: Indoor - Outdoor, S1-S2	V AC	208V / 230		
	Voltage: Indoor - Outdoor, S2-S3	V AC	12-24		
	Voltage: Indoor - Remote Controller	V AC	24		
	Recommended Fuse/Breaker Size	A	20		
	Recommended Wire Size (Indoor-Outdoor)	AWG	AWG14		

SPECIFICATIONS: MXZ-2C20NA2

Outdoor Unit	MCA	A	17.2	17.2	17.2
	Fan Motor Full Load Amperage	A	1.77	1.77	1.77
	Fan Motor Output	W	64	64	64
	Airflow Rate	CFM	1,342 / 1,458	1,342 / 1,458	1,342 / 1,458
	Refrigerant Control		Liner Expansion Valve	Liner Expansion Valve	Liner Expansion Valve
	Defrost Method		Reverse Cycle	Reverse Cycle	Reverse Cycle
	Heat Exchanger Type		Plate Fin Coil	Plate Fin Coil	Plate Fin Coil
	Sound Pressure Level, Cooling*1	dB(A)	50	50	50
	Sound Pressure Level, Heating*2	dB(A)	54	54	54
	Compressor Type		Twin Rotary type	Twin Rotary type	Twin Rotary type
	Compressor Model		SNB140FQUH2T	SNB140FQUH2T	SNB140FQUH2T
	Compressor Motor Output	kW	1.5	1.5	1.5
	Compressor Rated Load Amps	A	10.7	10.7	10.7
	Compressor Locked Rotor Amps	A	15.5	15.5	15.5
	Compressor Oil Type // Charge	oz.	NEO22 // 20.3	NEO22 // 20.3	NEO22 // 20.3
	External Finish Color		Munsell 3.0Y 7.8/1.1	Munsell 3.0Y 7.8/1.1	Munsell 3.0Y 7.8/1.1
	Base Pan Heater		Optional	Optional	Optional
	Unit Dimensions	W: In. [mm]	33-1/16 [840]	33-1/16 [840]	33-1/16 [840]
		D: In. [mm]	13 [330]	13 [330]	13 [330]
		H: In. [mm]	27-15/16 [710]	27-15/16 [710]	27-15/16 [710]
	Package Dimensions	W: In. [mm]	40 [1,010]	40 [1,010]	40 [1,010]
		D: In. [mm]	18-1/2 [470]	18-1/2 [470]	18-1/2 [470]
		H: In. [mm]	33-1/2 [850]	33-1/2 [850]	33-1/2 [850]
	Unit Weight	Lbs. [kg]	126 [57]	126 [57]	126 [57]
	Package Weight	Lbs. [kg]	147 [67]	147 [67]	147 [67]
Outdoor unit operating temperature range	Cooling Intake Air Temp (Maximum / Minimum)	°F	14 to 115	14 to 115	14 to 115
	Heating Intake Air Temp (Maximum / Minimum)	°F	5 to 75	5 to 75	5 to 75
	Thermal Lock-out / Re-start Temperatures	°F	Cooling: 10.4 / 14 Heating: 1.5 / 5	Cooling: 10.4 / 14 Heating: 1.5 / 5	Cooling: 10.4 / 14 Heating: 1.5 / 5

SPECIFICATIONS: MXZ-2C20NA2

Refrigerant	Type		R410A	R410A	R410A
	Charge	Lbs. Oz.	5, 15	5, 15	5, 15
Indoor Unit Connection	Maximum Number of Connected IDU		2	2	2
	Minimum Number of Connected IDU		2	2	2
	Maximum Connected Capacity	Btu/h	24,000	24,000	24,000
	Minimum Connected Capacity	Btu/h	12,000	12,000	12,000
Piping	Gas Pipe Size O.D. (Flared)	In. [mm]	3/8 [9.52]	3/8 [9.52]	3/8 [9.52]
	Liqued Pipe Sixe O.D. (Flared)	In. [mm]	1/4 [6.35]	1/4 [6.35]	1/4 [6.35]
	Total Piping Length	Ft. [m]	164 [50]	164 [50]	164 [50]
	Maximim Height Difference, ODU above IDU	Ft. [m]	33 [10]	33 [10]	33 [10]
	Maximim Height Difference, ODU below IDU	Ft. [m]	49 [15]	49 [15]	49 [15]
	Farthest Piping Length from ODU to IDU	Ft. [m]	82 [25]	82 [25]	82 [25]
	Maximum Number of Bends		50	50	50
AHRI Rated Conditions (Rated data is determined at a fixed compressor speed)	*1 Cooling (Indoor // Outdoor)	°F	80°F DB, 67°F WB // 95°F DB, 75°F WB		
	*2 Heating at 47°F (Indoor // Outdoor)	°F	70°F DB, 60°F WB // 47°F DB, 43°F WB		
	*3 Heating at 17°F (Indoor // Outdoor)	°F	70°F DB, 60°F WB // 17°F DB, 15°F WB		
Conditions	*4 Heating at 5°F (Indoor // Outdoor)	°F	70°F DB, 60°F WB // -4°F DB, -5°F WB		

For actual capacity performance based on indoor unit type and number of indoor units connected, please refer to MXZ Operational Performance. Although the maximum connectable capacity can exceed rated, the outdoor unit cannot provide more than 100% of the rated capacity. Please utilize this over capacity capability for load shedding or applications where it is known that all connected units will NOT be operating at the same time.

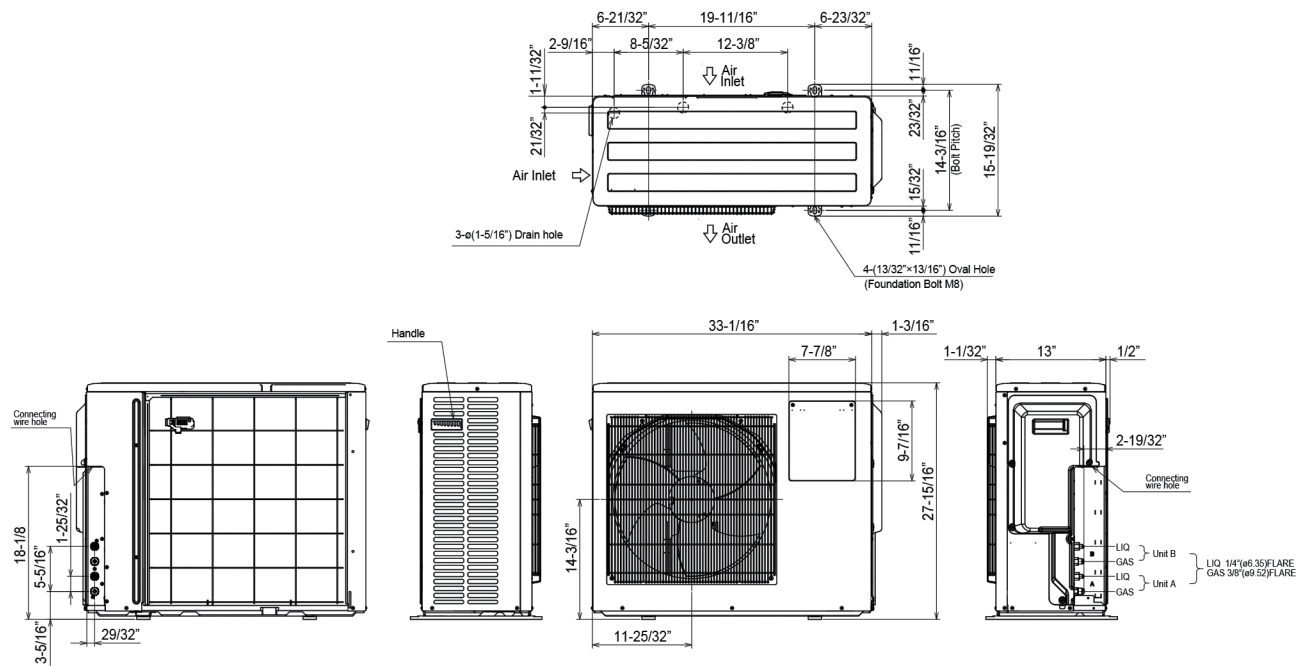
NOTES:

OUTDOOR UNIT ACCESSORIES: MXZ-2C20NA2

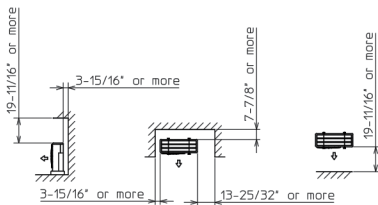
Air Outlet Guide	Air Outlet Guide	MAC-856SG
Ball Valve	Refrigeration Ball Valve - 1/2"	BV12FFSI2
	Refrigeration Ball Valve - 1/4"	BV14FFSI2
	Refrigeration Ball Valve - 3/8"	BV38FFSI2
	Refrigeration Ball Valve - 5/8"	BV58FFSI2
Distribution pipe for Branch Box	M-NET Converter	PAC-IF01MNT-E
Drain Socket	Drain Socket	MAC-811DS
Hail Guards	Hail Guard	HG-A8
Mounting Pad	Condensing Unit Mounting Pad: 16" x 36" x 3"	ULTRILITE1
	Condensing Unit Mounting Pad: 24" x 42" x 3"	ULTRILITE2
	Outdoor Unit 3-1/4 inch Mounting Base (Pair) - Plastic	DSD-400P
Optional Defrost Heater	Base Heater	PAC-646BH-E
Port Adapter	Adaptor: 1/2" x 3/8"	MAC-A455JP-E
	Adaptor: 1/2" x 5/8"	MAC-A456JP-E
	Adaptor: 3/8" x 1/2"	MAC-A454JP-E
	Adaptor: 3/8" x 5/8"	PAC-SG76RJ-E
Stand	18" Single Fan Stand	QSMS1801M
	24" Single Fan Stand	QSMS2401M
	Condenser Wall Bracket	QSWB2000M-1
	Condenser Wall Bracket -Stainless Steel Finish	QSWBSS
	Outdoor Unit Stand — 12" High	QSMS1201M

OUTDOOR UNIT DIMENSIONS: MXZ-2C20NA2

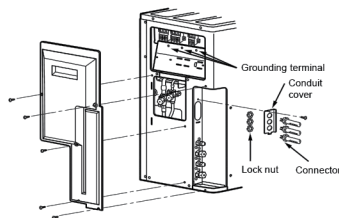
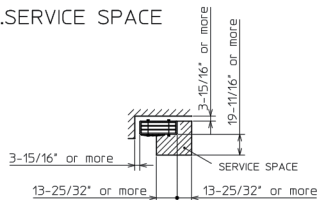
Unit: inch



1.FREE SPACE



2.SERVICE SPACE



1340 Satellite Boulevard Suwanee, GA 30024
Toll Free: 800-433-4822 www.mehvac.com

