

## Features

- Two lever handles offer separate control of hot and cold water.
- 5-13/16" (148 mm) spout reach.
- 1.2 gpm (4.5 lpm) maximum flow rate at 60 psi (4.14 bar).
- KOHLER® ceramic disc valves exceed industry longevity standards, ensuring durable performance for life.
- Handles pre-assembled on KOHLER Ultraglide™ ceramic disc valves to simplify installation.
- Metal touch-activated drain with 1-1/4" tailpiece.
- Coordinates with other products in the Avid collection.

## Material

- Premium metal construction for durability and reliability.
- KOHLER finishes resist corrosion and tarnishing.

## Installation

- 3-hole installation for 8" to 16" centers.
- Flexible supply lines and quick-connect fittings simplify installation.

## Recommended Products/Accessories

K-23726 Drain treatment  
K-23723 Faucet cleaner



ADA

CSA B651

OBC

## Codes/Standards



ASME A112.18.1/CSA B125.1  
NSF/ANSI 61  
NSF/ANSI 372  
All applicable US Federal and State material regulations  
DOE - Energy Policy Act 1992  
EPA WaterSense®  
California Energy Commission (CEC)  
ADA  
ICC/ANSI A117.1  
CSA B651  
OBC

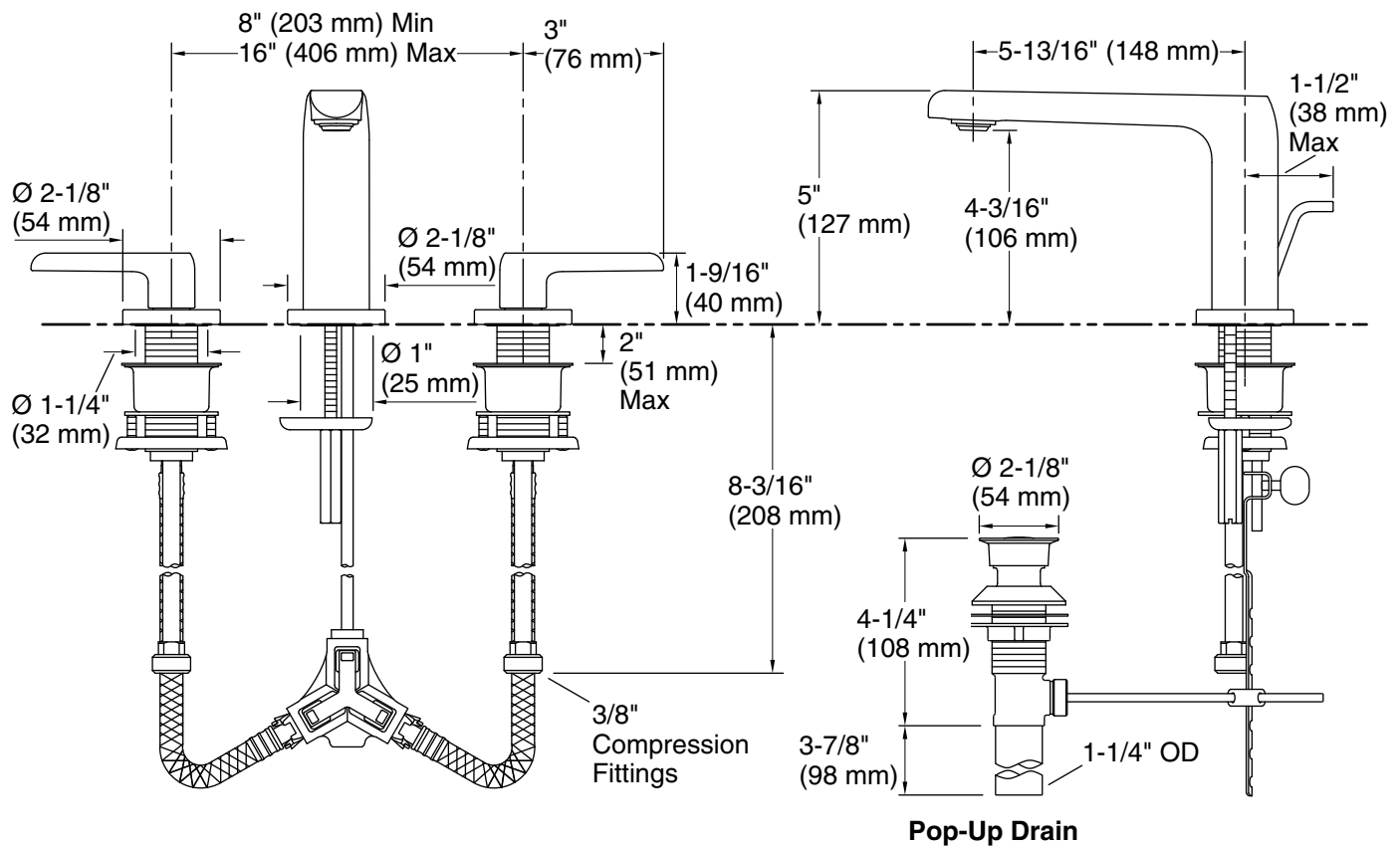
## KOHLER® One-Year Limited Warranty

See website for detailed warranty information.

## Available Colors/Finishes

*Color tiles intended for reference only.*

Color	Code	Description
	CP	Polished Chrome
	BN	Vibrant® Brushed Nickel



## Technical Information

All product dimensions are nominal.

## Faucet:

Flow rate: 1.2 gal/min (4.5 l/min)

Pressure: 60 psi (4.1 bar)

Valve body:                      Machined-brass

Drain included: Yes

Drain with overflow: Yes

Drain tailpiece included: Yes

**Spout:**

Spout reach: 5-15/16" (151 mm)

## Notes

Install this product according to the installation instructions.

ADA, OBC, CSA B651 compliant when installed to the specific requirements of these regulations.