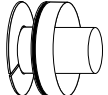
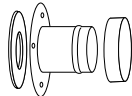
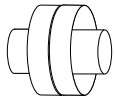

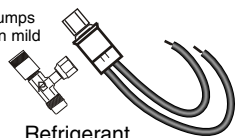



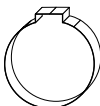
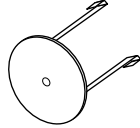




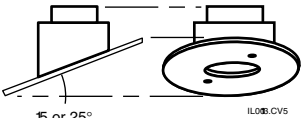
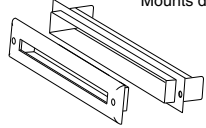
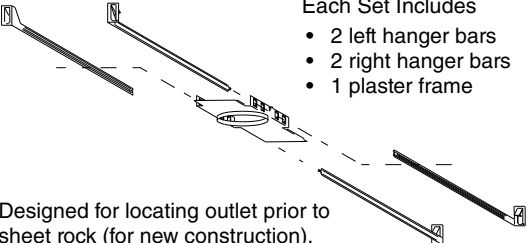
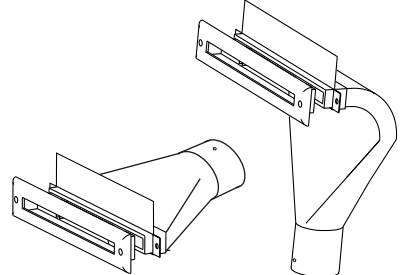


<h3>Spin-In Takeoff</h3>  <p>1 Ea./Box</p> <table border="1"> <thead> <tr> <th>Part No.</th> <th>Duct</th> <th>Plenum</th> </tr> </thead> <tbody> <tr> <td>UPC-22</td> <td>2.0" (50)</td> <td>Fbrgls, 1.5"</td> </tr> <tr> <td>UPC-23B</td> <td>2.0" (50)</td> <td>Fbrgls, 1"</td> </tr> </tbody> </table>	Part No.	Duct	Plenum	UPC-22	2.0" (50)	Fbrgls, 1.5"	UPC-23B	2.0" (50)	Fbrgls, 1"	<h3>Metal Takeoff Pkg</h3>  <p>Includes tape ring and gasket 1 Ea./Box</p> <table border="1"> <thead> <tr> <th>Part No.</th> <th>Duct</th> <th>Plenum</th> </tr> </thead> <tbody> <tr> <td>UPC-28</td> <td>2.0" (50)</td> <td>Metal, rnd</td> </tr> <tr> <td>UPC-28F</td> <td>2.0" (50)</td> <td>Metal, flat</td> </tr> <tr> <td>UPC-228</td> <td>2.5" (63)</td> <td>Metal, rnd</td> </tr> <tr> <td>UPC-228F</td> <td>2.5" (63)</td> <td>Metal, flat</td> </tr> </tbody> </table>	Part No.	Duct	Plenum	UPC-28	2.0" (50)	Metal, rnd	UPC-28F	2.0" (50)	Metal, flat	UPC-228	2.5" (63)	Metal, rnd	UPC-228F	2.5" (63)	Metal, flat	<h3>Supply Duct Coupling</h3>  <p>Includes supply clamps and tape rings 10 Ea./Box</p> <table border="1"> <thead> <tr> <th>Part No.</th> <th>Duct</th> </tr> </thead> <tbody> <tr> <td>UPC-38C-10</td> <td>2.0" (50)</td> </tr> <tr> <td>UPC-238C-10</td> <td>2.5" (63)</td> </tr> </tbody> </table>	Part No.	Duct	UPC-38C-10	2.0" (50)	UPC-238C-10	2.5" (63)	<h3>Winter Shutoff (2")</h3>  <p>20 Ea./Box</p> <table border="1"> <thead> <tr> <th>Part No.</th> <th>Duct</th> </tr> </thead> <tbody> <tr> <td>UPC-42-20</td> <td>2.0" (50)</td> </tr> <tr> <td>UPC-242-20</td> <td>2.5" (63)</td> </tr> </tbody> </table>	Part No.	Duct	UPC-42-20	2.0" (50)	UPC-242-20	2.5" (63)				
Part No.	Duct	Plenum																																									
UPC-22	2.0" (50)	Fbrgls, 1.5"																																									
UPC-23B	2.0" (50)	Fbrgls, 1"																																									
Part No.	Duct	Plenum																																									
UPC-28	2.0" (50)	Metal, rnd																																									
UPC-28F	2.0" (50)	Metal, flat																																									
UPC-228	2.5" (63)	Metal, rnd																																									
UPC-228F	2.5" (63)	Metal, flat																																									
Part No.	Duct																																										
UPC-38C-10	2.0" (50)																																										
UPC-238C-10	2.5" (63)																																										
Part No.	Duct																																										
UPC-42-20	2.0" (50)																																										
UPC-242-20	2.5" (63)																																										
<h3>Mild Weather Kit</h3> <p>For heat pumps operating in mild weather.</p>  <table border="1"> <thead> <tr> <th>Part No.</th> <th>Refrigerant</th> </tr> </thead> <tbody> <tr> <td>UPC-65</td> <td>R-22/407C</td> </tr> <tr> <td>UPC-65X</td> <td>R-410A</td> </tr> </tbody> </table> <p>1 Ea./Box</p>	Part No.	Refrigerant	UPC-65	R-22/407C	UPC-65X	R-410A	<h3>Outlet Hardware Pkg</h3>  <p>Each set includes 1 - Toggle 1 - Screw, #4-24 x 1.5</p> <p>UPC-51 12 sets/Pkg</p>	<h3>Clamp Pliers</h3>  <p>UPC-54 1 Ea./Box</p>																																			
Part No.	Refrigerant																																										
UPC-65	R-22/407C																																										
UPC-65X	R-410A																																										
<h3>Tubing Clamp</h3>  <p>50 Ea./Box</p> <table border="1"> <thead> <tr> <th>Part No.</th> <th>Duct Dia</th> <th>Type</th> </tr> </thead> <tbody> <tr> <td>UPC-52-50</td> <td>2.0" (50)</td> <td>AL Supply</td> </tr> <tr> <td>UPC-53-50</td> <td>2.0" (50)</td> <td>Attenuator</td> </tr> <tr> <td>UPC-252-50</td> <td>2.5" (63)</td> <td>AL Supply</td> </tr> <tr> <td>UPC-253-50</td> <td>2.5" (63)</td> <td>Attenuator</td> </tr> </tbody> </table>	Part No.	Duct Dia	Type	UPC-52-50	2.0" (50)	AL Supply	UPC-53-50	2.0" (50)	Attenuator	UPC-252-50	2.5" (63)	AL Supply	UPC-253-50	2.5" (63)	Attenuator	<h3>Outlet Deflector</h3>  <p>5 Ea./Box</p> <table border="1"> <thead> <tr> <th>Part No.</th> <th>Duct</th> </tr> </thead> <tbody> <tr> <td>UPC-45-5</td> <td>2.0" (50)</td> </tr> <tr> <td>UPC-245-5</td> <td>2.5" (63)</td> </tr> </tbody> </table>	Part No.	Duct	UPC-45-5	2.0" (50)	UPC-245-5	2.5" (63)	<h3>Outlet Screen</h3>  <p>20 Ea./Box</p> <table border="1"> <thead> <tr> <th>Part No.</th> <th>Duct</th> <th>Color</th> </tr> </thead> <tbody> <tr> <td>UPC-88-20</td> <td>2.0" (50)</td> <td>WHITE</td> </tr> <tr> <td>UPC-88-20-BLK</td> <td>2.0" (50)</td> <td>BLACK</td> </tr> <tr> <td>UPC-288-20</td> <td>2.5" (63)</td> <td>WHITE</td> </tr> <tr> <td>UPC-288-20-BLK</td> <td>2.5" (63)</td> <td>BLACK</td> </tr> </tbody> </table>	Part No.	Duct	Color	UPC-88-20	2.0" (50)	WHITE	UPC-88-20-BLK	2.0" (50)	BLACK	UPC-288-20	2.5" (63)	WHITE	UPC-288-20-BLK	2.5" (63)	BLACK	<h3>Fiberglass Ductboard Hole Cutter</h3>  <p>5 Ea./Box</p> <table border="1"> <thead> <tr> <th>Part No.</th> <th>Duct</th> </tr> </thead> <tbody> <tr> <td>UPC-55-5</td> <td>2.0" (50)</td> </tr> </tbody> </table>	Part No.	Duct	UPC-55-5	2.0" (50)
Part No.	Duct Dia	Type																																									
UPC-52-50	2.0" (50)	AL Supply																																									
UPC-53-50	2.0" (50)	Attenuator																																									
UPC-252-50	2.5" (63)	AL Supply																																									
UPC-253-50	2.5" (63)	Attenuator																																									
Part No.	Duct																																										
UPC-45-5	2.0" (50)																																										
UPC-245-5	2.5" (63)																																										
Part No.	Duct	Color																																									
UPC-88-20	2.0" (50)	WHITE																																									
UPC-88-20-BLK	2.0" (50)	BLACK																																									
UPC-288-20	2.5" (63)	WHITE																																									
UPC-288-20-BLK	2.5" (63)	BLACK																																									
Part No.	Duct																																										
UPC-55-5	2.0" (50)																																										
<h3>Round Outlet, Plastic (Air Register)</h3>  <p>Includes: toggles, screws, attenuator clamp, ceiling gasket Standard: White 1 Ea./Box</p> <table border="1"> <thead> <tr> <th>Part No.</th> <th>Duct Dia</th> </tr> </thead> <tbody> <tr> <td>UPC-56B</td> <td>2.0" (50)</td> </tr> <tr> <td>UPC-256</td> <td>2.5" (63)</td> </tr> </tbody> </table> <p>Optional finishes -BLK (Black) -BRS (Brass) -CHR (Chrome)</p>	Part No.	Duct Dia	UPC-56B	2.0" (50)	UPC-256	2.5" (63)	<h3>Round Outlet, Wood (Air Register)</h3>  <p>Standard: Red Oak (unfinished) Includes: outlet screen, attenuator clamp 1 Ea./Box</p> <table border="1"> <thead> <tr> <th>Part No.</th> <th>Duct Dia</th> </tr> </thead> <tbody> <tr> <td>UPC-57</td> <td>2.0" (50)</td> </tr> <tr> <td>UPC-257</td> <td>2.5" (63)</td> </tr> </tbody> </table> <p>Wood species available -B (Birch) -PI (Pine) -C (Cherry) -PO (Poplar) -K (Knotty Pine) -RO (Red Oak) -MA (Maple) -WL (Walnut) -MH (Mahogany) -WO (White Oak)</p>	Part No.	Duct Dia	UPC-57	2.0" (50)	UPC-257	2.5" (63)	<h3>Round Outlet, Sloped Ceiling, Plastic</h3>  <p>15° or 25° Includes: toggles, screws, attenuator clamp, ceiling gasket Standard: White 1 Ea. \ Box</p> <table border="1"> <thead> <tr> <th>Part No.</th> <th>Duct Dia</th> <th>Angle</th> </tr> </thead> <tbody> <tr> <td>UPC-58-1-15</td> <td>2.0" (50)</td> <td>15°</td> </tr> <tr> <td>UPC-58-1-25</td> <td>2.0" (50)</td> <td>25°</td> </tr> </tbody> </table>	Part No.	Duct Dia	Angle	UPC-58-1-15	2.0" (50)	15°	UPC-58-1-25	2.0" (50)	25°	<h3>Plenum Outlet</h3>  <p>Mounts directly to plenum 1 Ea. \ Box</p> <p>Includes: mounting bracket, screws, trim plate (white is standard)</p> <p>UPC-101</p> <p>Optional finishes -BLK (Black) -BRS (Brass) -CHR (Chrome)</p>																			
Part No.	Duct Dia																																										
UPC-56B	2.0" (50)																																										
UPC-256	2.5" (63)																																										
Part No.	Duct Dia																																										
UPC-57	2.0" (50)																																										
UPC-257	2.5" (63)																																										
Part No.	Duct Dia	Angle																																									
UPC-58-1-15	2.0" (50)	15°																																									
UPC-58-1-25	2.0" (50)	25°																																									
<h3>Plaster Frame Kit</h3>  <p>Each Set Includes</p> <ul style="list-style-type: none"> • 2 left hanger bars • 2 right hanger bars • 1 plaster frame <p>Designed for locating outlet prior to sheet rock (for new construction).</p> <table border="1"> <thead> <tr> <th>Part No.</th> <th>Duct Size</th> </tr> </thead> <tbody> <tr> <td>UPC-86-5</td> <td>2.0" (50)</td> </tr> <tr> <td>UPC-286-5</td> <td>2.5" (63)</td> </tr> </tbody> </table> <p>5 Sets/Box</p>		Part No.	Duct Size	UPC-86-5	2.0" (50)	UPC-286-5	2.5" (63)	<h3>Slotted Outlet</h3> <p>UPC-66 (Metal) UPC-67A (Plastic) UPC-68 (Plastic)</p> <ul style="list-style-type: none"> • factory insulated • fits in standard 2 x 4 construction • includes mounting bracket with hanger bars • includes a white plastic trim plate, also available in metallic silver, brass, or unfinished wood.  <p>UPC-68 UPC-66/67A</p> <p>1 Ea. \ Box</p>																																			
Part No.	Duct Size																																										
UPC-86-5	2.0" (50)																																										
UPC-286-5	2.5" (63)																																										