

### Features

- Fits minimum 36" (914 mm) apron sink base cabinet.
- Single bowl.
- 9" (229 mm) depth provides generous workspace.
- Self-Trimming® apron overlaps cabinet face for easy installation and beautiful results.
- Basin slopes 2 degrees toward drain to minimize water pooling.
- Offset drain increases workspace in the sink and storage space underneath.

### Material

- KOHLER® enameled cast iron.
- Acid-resistant enamel finish.

### Installation

- Undermount.
- No faucet holes; requires wall- or counter-mount faucet.

### Included Components

Additional Components:  
K-24269 36" sink bowl racks



### Codes/Standards









ASME A112.19.1/CSA B45.2

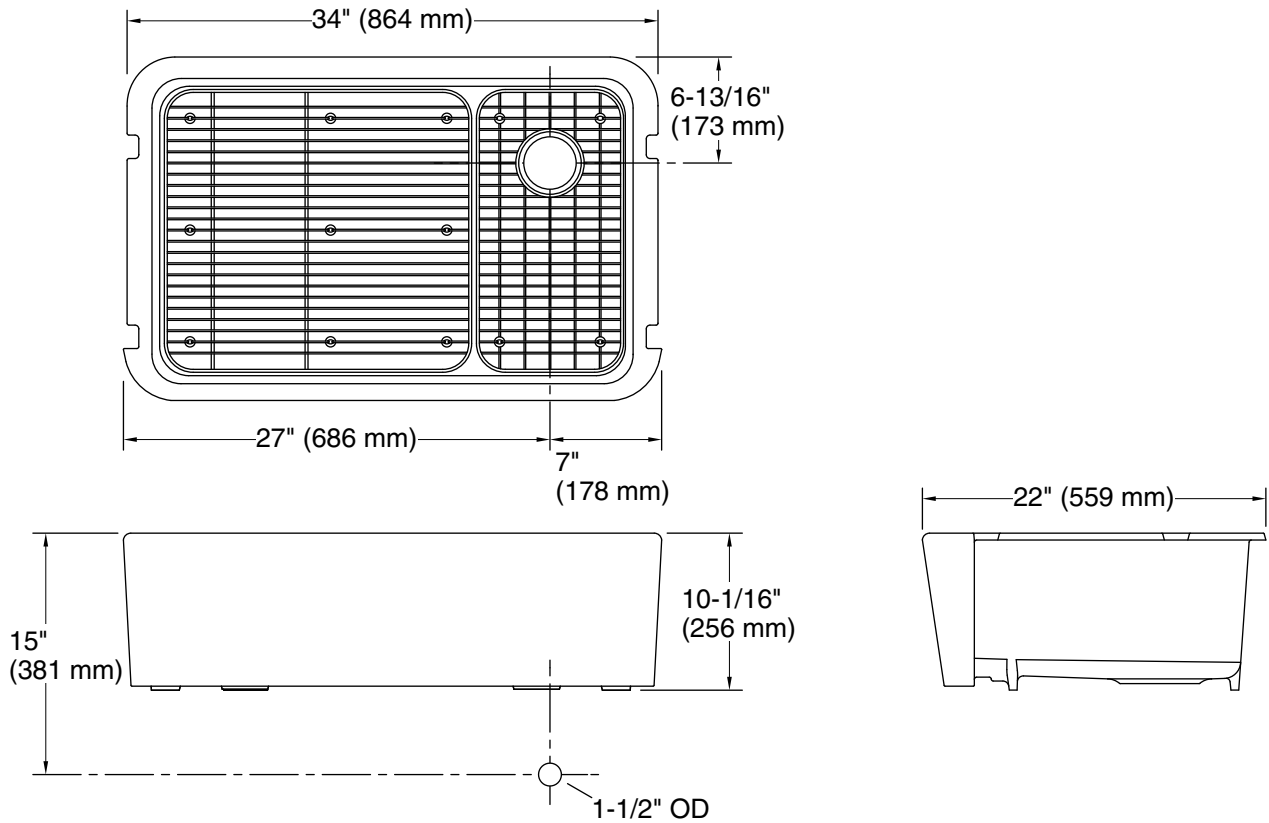
### KOHLER® Enameled Cast Iron Kitchen Sink Lifetime Limited Warranty

See website for detailed warranty information.

### Available Colors/Finishes

*Color tiles intended for reference only.*

Color	Code	Description
	0	White
	96	Biscuit
	NY	Dune
	95	Ice™ Grey
	K4	Cashmere
	FT	Basalt
	58	Thunder™ Grey
	7	Black Black™



## Technical Information

All product dimensions are nominal.

Bowl configuration: Single

Installation: Undermount

Min. base cabinet width: 36" (914 mm)

Bowl area (Center): Length: 30-13/16" (783 mm)  
Width: 19-11/16" (500 mm)  
Bowl depth: 9" (229 mm)  
Water depth: 9" (229 mm)

Drain hole: 3-7/8" (98 mm)

Template: Apron-front, 1417882-7, required, included  
Cabinet, 1391254, required, included

## Notes

Install this product according to the installation instructions.