



Lustra™

Commercial Elongated Toilet Seat K-4670-C

Features

- Solid polypropylene plastic.
- Elongated open-front seat.
- Without cover.
- With check hinge.
- Stainless steel mounting bolts.



Codes/Standards








IAPMO/ANSI Z124.5

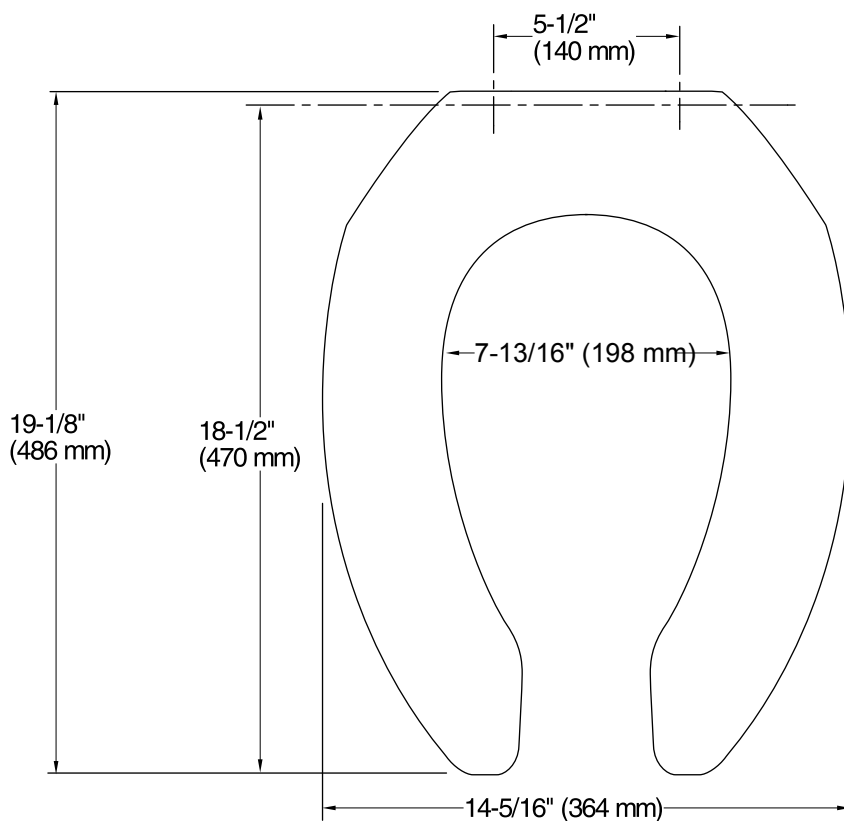
KOHLER® One-Year Limited Warranty

See website for detailed warranty information.

Available Color/Finishes

Color tiles intended for reference only.

Color	Code	Description
	0	White
	96	Biscuit
	47	Almond
	95	Ice™ Grey
	G9	Sandbar
	33	Mexican Sand™
	K4	Cashmere



Technical Information

All product dimensions are nominal.

Seat shape type: Elongated
Seat front type: Open-front
Seat hinge type: Check
Seat-mounting holes: 5-1/2" (140 mm)

Notes

Install this product according to the installation guide.