



# PRODUCT SHEET

## MERIDIAN DUO

60" X 31" X 21"



|                            |    |
|----------------------------|----|
| <b>THERMOMASSEUR® BATH</b> | \$ |
| <b>THERMASENS™ BATH</b>    | \$ |
| <b>SOAKER BATH</b>         | \$ |


### THERMOMASSEUR (TMU)

|                     |          |
|---------------------|----------|
| Jets                | 36       |
| 1 heated backrest   | included |
| Mia® Control        | included |
| Geysair™            | \$       |
| AromaCloud™         | \$       |
| Chromatherapy - LED | \$       |

### THERMASENS (TMSU)

|                                    |          |
|------------------------------------|----------|
| AromaCloud™                        | included |
| Chromatherapy - LED                | included |
| WarmTouchShell™                    | included |
| 2 DOT controls (standard location) | included |

### FEATURES INCLUDED

|                   |   |  |          |
|-------------------|---|--|----------|
| Installation type | Alcove (3 walls)  |  |          |
| No. of bathers    |  | Integrated tile flange and skirt with removable panel. | included |
| US gallons        | 35  |  |          |
| Imp. gallons      | 29  |  |          |

### OPTIONAL UPCHARGE APPLICABLE

#### COLORS

##### Standards

|   |  |   |   |
|---|--|---|---|
|  |  |  |  |
| White   | Bone   | Biscuit   | Almond  |

##### Optionals

|   |  |   |   |   |
|---|--|---|---|---|
|  |  |  |  |  |
| Black   | Mexican sand   | Cashmere  | Sandbar   | Gray  |

\$

#### CONTROL (TMU ONLY)

|           |    |
|-----------|----|
| MiaMulti® | \$ |
|-----------|----|

#### DRAIN & OVERFLOW

16" X 35"

|   |    |
|---|----|
| Chrome  | \$ |
| White, Biscuit & Bone                               | \$ |
| Brass   | \$ |
| Brushed nickel, Polished nickel & Oil-rubbed bronze | \$ |



DON'T FORGET THAT AN INTEGRATED TILE FLANGE IS AVAILABLE AT NO EXTRA COST. YOU MUST SPECIFY DRAIN POSITION. WHITE ONLY.

1 800 463.2187   
info@bainultra.com

From 8 a.m. to 8 p.m. Monday to Thursday (EST)  
From 8 a.m. to 5 p.m. on Friday (EST)

 **BainUltra®**  
The quest for your wellness®  
www.bainultra.com

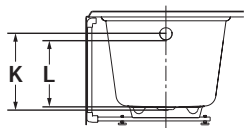
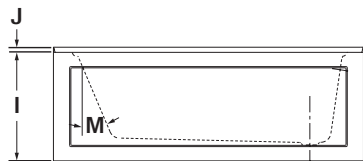
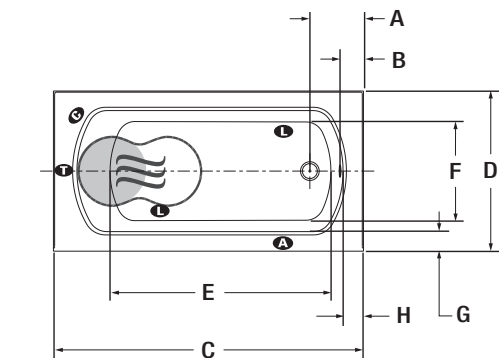
# MERIDIAN DUO 60" X 31" X 21"

## ACCESSORIES (OPTIONAL)

**INTEGRATED TILE FLANGE** Included (specify right or left).

**OTHER** Integrated skirt with removable panel.

**TOTAL PRICE** \$



| LETTER | DESCRIPTION                             | MEASURE  |
|--------|---|----------|
| A      | Outside edge to center drain            | 10 3/8"  |
| B      | Outside edge to overflow                | 5 7/8"   |
| C      | Total length                            | 60"      |
| D      | Total width                             | 31"      |
| E      | Bathing well length                     | 42 3/4"  |
| F      | Bathing well width                      | 19 5/16" |
| G      | Deck width                              | 3 1/4"   |
| H      | Deck width at drain end                 | 4"       |
| I      | Height from bottom of tub to top deck   | 21"      |
| J      | Tile flange height                      | 1"       |
| K      | Height from drain to center of overflow | 14 5/8"  |
| L      | Maximum water level                     | 13"      |
| M      | Slope of backrest                       | 23°      |

**T** Indicates turbine position (TMU)

**L** Indicates LED light position

**C** Indicates control position when factory-installed

**M** Indicates WarmTouchShell position (TMSU)

**A** Indicates AromaCloud position

When tiling flange is added, the AromaCloud will automatically be installed on the opposite side of the flange.

## TECHNICAL SPECIFICATIONS

**Hot water supply required** Should be 70% of water capacity of tub or greater.

**Turbine** Access to the pump must be at least 18" X 22". Standard connection is 15 A, 120 V, 60 hz, dedicated line with a Ground-Fault Circuit Interrupter (GFCI). With Geysair, upgrade to 20 A, 120 V, 60 hz, dedicated line GFCI is needed. For any additional option with the Geysair, a second line is needed 15 A, 120 V, 60 hz, dedicated line with a GFCI. Air vent necessary: 2" X 4" minimum.

Our products must be installed by certified professionals only and according to our Owner's Manual as well as federal, provincial/state and local building codes and regulations ([www.bainultra.com/documentation](http://www.bainultra.com/documentation)).

**Approx. shipping weight** 136 lbs

**Turbine power** 600 W

**Air heater** 700 W

## WARRANTY

Controls-LED-Geysair\* 5 years

Bath & turbine\* 20 years

\*Some restrictions apply | [www.bainultra.com/warranty](http://www.bainultra.com/warranty)



The specifications shown indicate the outer edge dimension and the inside bathing capacity dimension measured at air jets' height. The manufacturer accepts a 1/4" [0.64 cm] variance. There are variations on each product and specifications are subject to change as we improve upon our product as required. The dimensions needed for site preparation and structure building will differ. BainUltra® assumes no responsibility for preparatory work done prior to the product being on site.