

Features

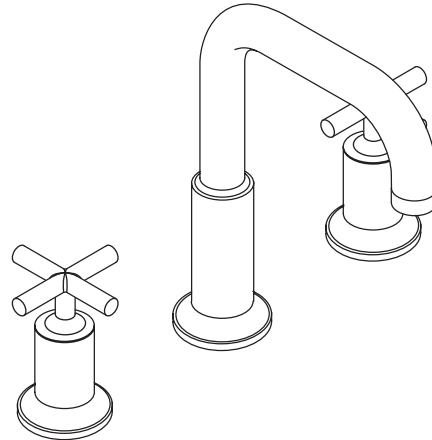
- Brass construction
- Deck-mount
- Variety of handle style options
- 7-1/2" (19.1 cm) gooseneck non-diverter spout with slip-fit connection

BATH FAUCET TRIM
K-T14428
ALSO K-14430

Codes/Standards Applicable

Specified model meets or exceeds the following:

- ASME A112.18.1
- IAPMO/UPC






Colors/Finishes

- CP: Polished Chrome
- Other: Refer to Price Book for additional colors/finishes

Accessories

- CP: Polished Chrome
- Other: Refer to Price Book for additional colors/finishes
- NA: None applicable

Specified Model

Model	Description			
K-T14428-3	With cross handles (shown)	<input type="checkbox"/> CP <input type="checkbox"/> Other _____		
K-T14428-4	With lever handles		<input type="checkbox"/> CP <input type="checkbox"/> Other _____	
K-14430	Deck mount spout, non-diverter			<input type="checkbox"/> CP <input type="checkbox"/> Other _____

Required Accessories		
K-300-K	1/2" high-flow ceramic disc valve system OR	<input type="checkbox"/> NA
K-300-KR	1/2" high-flow ceramic disc valve system, rigid connections OR	<input type="checkbox"/> NA
K-301-K	3/4" high-flow ceramic disc valve system	<input type="checkbox"/> NA

Product Specification

Two-handle deck-mount high-flow bath faucet trim shall be of brass construction. Product shall include 7-1/2" (19.1 cm) gooseneck non-diverter spout with slip-fit connection, and a variety of handle options. Faucet trim shall be Kohler Model K-T_____-_____-_____- and valve system shall be Kohler Model K-_____-_____-NA.

PURIST®

Optional Accessories

58598

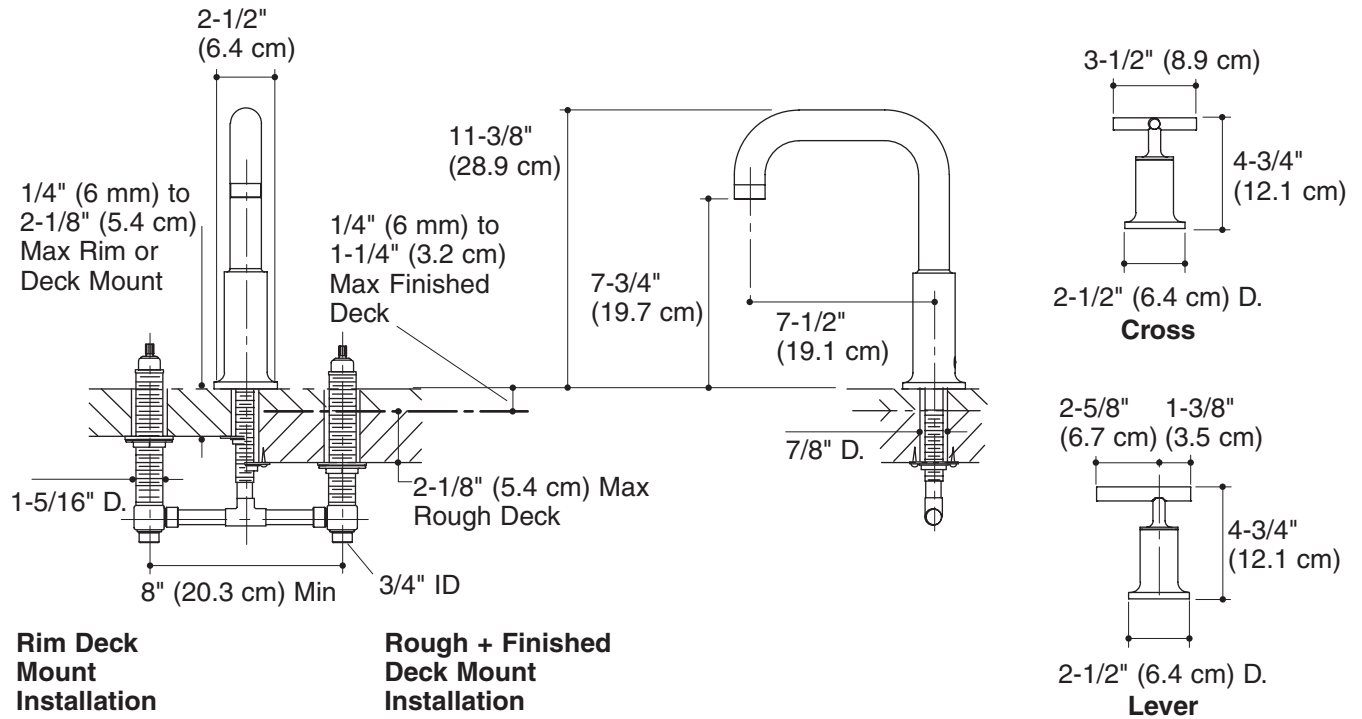
Deep roughing-in kit for high-flow deck-mount bath faucets (all handles)

CP

Other _____

Installation Notes

Install this product according to the installation guide.



Product Diagram