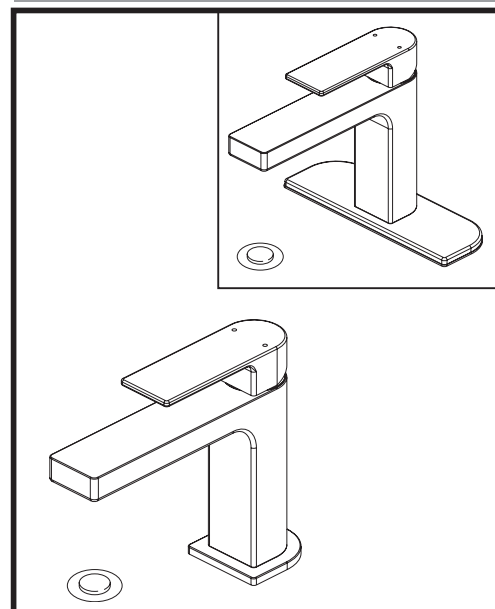
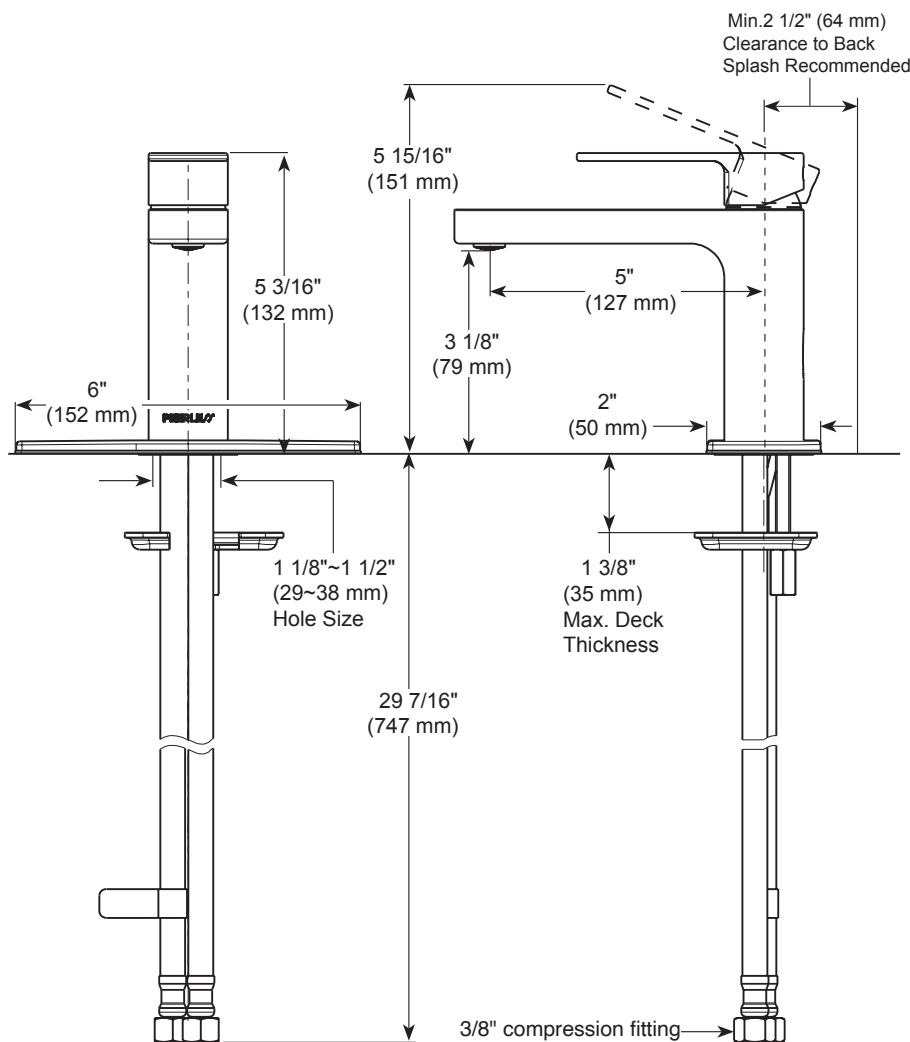


PEERLESS®

P1519LF-▲
P1519LF-▲-M
P1519LF-▲-LPU
P1519LF-0.5
P1519LF-▲-M-0.5



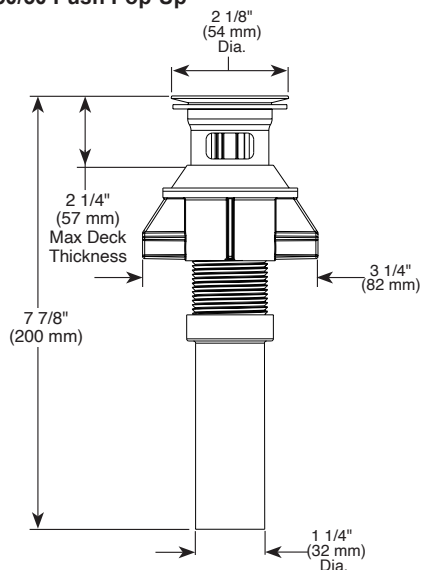
BATHROOM FAUCET:

- Xander® Collection
- Single Handle Deck Mount
- 1 or 3 Hole Sink Applications

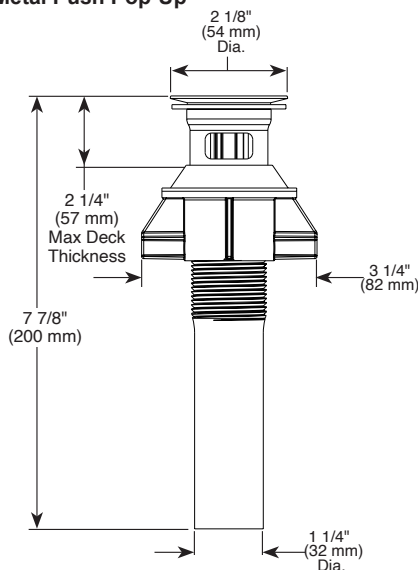
STANDARD SPECIFICATIONS:

- Max flow rate 1.0 gpm @ 60 psi, 3.8 L/min @ 414 kPa (P1519LF-▲, P1519LF-▲-M & P1519LF-▲-LPU)
- Max flow rate 0.5 gpm @ 60 psi, 1.9 L/min @ 414 kPa (P1519LF-▲-0.5, P1519LF-▲-M-0.5)
- Solid brass casted body
- One or three hole mount (escutcheon included)
- Ceramic cartridge
- Red/Blue indicator markings
- Polymer braided flexible supply hose with 3/8" compression fitting - 29 7/16" (747mm) long
- Models have 50/50 push pop-up
- Models with suffix "M" have metal push pop-up
- Models with suffix "LPU" are less pop-up

RP103419▲
50/50 Push Pop-Up



RP103420▲
Metal Push Pop-Up



▲ Designate proper finish suffix

PSP-L-P1519LF Rev. H

WARRANTY

- Parts and Finish – Lifetime limited warranty; or for commercial purchasers, 10 years for multi-family residential (apartments and condominiums) and 5 years for all other commercial uses, in each case from the date that the product is received by the original purchaser or their authorized representative (installation contractor, etc.).
- Please go to www.peerlessfaucet.com for the complete details of our limited warranty.



COMPLIES WITH:

- ASME A112.18.1 / CSA B125.1
- ASME A112.18.2 / CSA B125.2
- EPA WaterSense®. Applies to P1519LF-▲, P1519LF-▲-M & P1519LF-▲-LPU only

ICC/ANSI A117.1