



**Avec™**

72" x 36" alcove bath, left drain  
**K-25834-LA**

### Features

- Slotted overflow allows for deep soaking
- 13-1/4" (337 mm) deep-soaking depth provides a relaxing bathing experience
- Integral lumbar support and neck rest offer extra comfort while bathing
- Low step-over height allows easy entry and exit
- Integral overflow and preinstalled toe-tap drain reduce installation time
- Toe-tap drain color-matched to the bath
- Integral apron creates a clean, finished look
- Textured bottom surface

### Material

- Acrylic

### Installation

- Alcove
- Left drain



### Codes/Standards

CSA B45.5/IAPMO Z124  
ASTM E162  
ASTM E662

### KOHLER® Plastic Baths and Shower Bases Lifetime Limited Warranty

See website for detailed warranty information.

### Available Colors/Finishes

*Color tiles intended for reference only.*

Color	Code	Description
-------	------	-------------



0

White



96

Biscuit

1-800-4KOHLER (1-800-456-4537)

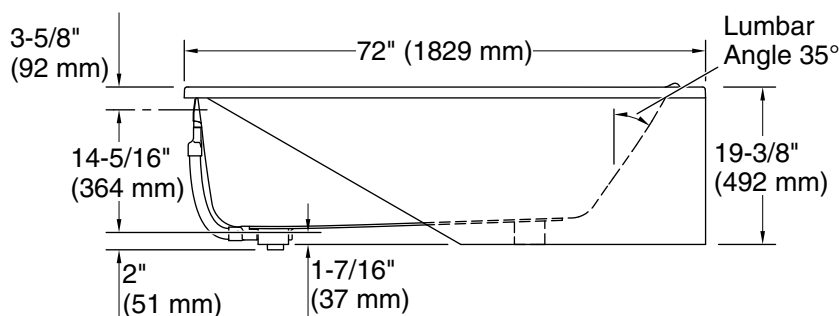
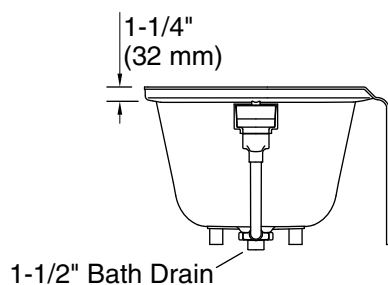
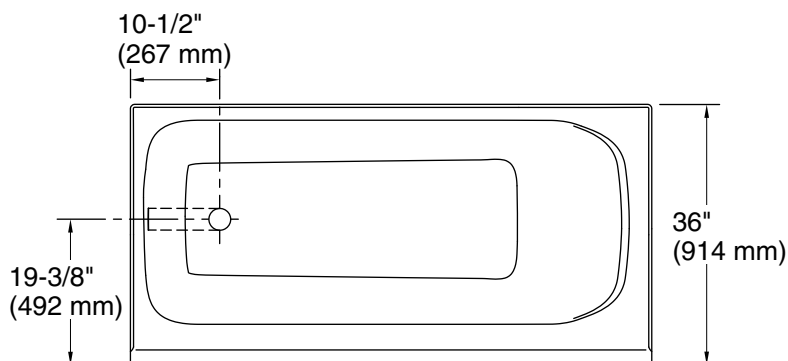
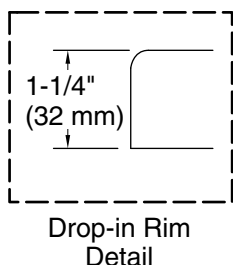
Kohler Co. reserves the right to make revisions without notice to product specifications.

For the most current Specification Sheet, go to [www.kohler.com](http://www.kohler.com) USA or [www.kohler.ca](http://www.kohler.ca) Canada

2-14-2024 21:12 - US

THE BOLD LOOK  
OF **KOHLER®**

No change in measurements if connected with drain illustrated. (1381626)



## Technical Information

All product dimensions are nominal.

Drain location:	Left
Basin area, bottom:	55-1/2" x 24-13/16" (1409 mm x 631 mm)
Basin area, top:	66-1/8" x 29-1/2" (1679 mm x 749 mm)
Weight:	162.22 lbs (73.6 kg)
Water depth:	13-1/4" (337 mm)
Water capacity:	82.42 gal (312 L)
Minimum flat for door:	2-15/16" (75 mm)

## Notes

Measure your actual product for rough-in details.

Install this product according to the installation instructions.

The hot water supply should be 70% of the capacity of the bath or greater. Installations will vary.