

### Features

- Two lever handles offer separate control of hot and cold water.
- 5-1/8" (130 mm) spout reach.
- 1.2 gpm (4.5 lpm) maximum flow rate at 60 psi (4.14 bar).
- UltraGlide® valves with dry-stem technology are designed to eliminate common leak paths and provide smooth, effortless control.
- Clicker drain with tailpiece and overflow.
- Coordinates with other products in the Simplicite collection.

### Material

- Premium material construction for durability and reliability.
- KOHLER finishes resist corrosion and tarnishing.

### Installation

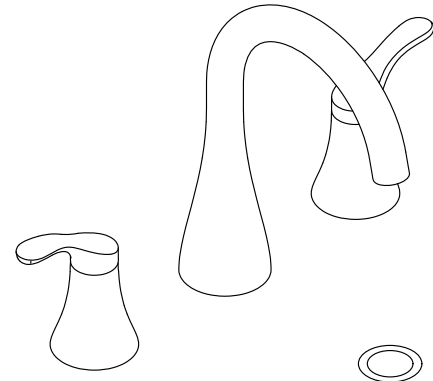
- For 8" - 16" (203 - 406 mm) centers.
- Deck-mount.
- Handles are preassembled on valves to simplify installation.
- Quick-connect fittings make installation easy.

### Water Conservation & Rebates

- This product can help a building earn Water Efficiency points in LEED® Green Building Rating System.

### Recommended Products/Accessories

- K-23726 Drain treatment
- K-23723 Faucet cleaner
- K-27393 18" towel bar
- K-27394 24" towel bar
- K-27395 Robe hook
- K-27396 Towel arm
- K-27397 Pivoting toilet paper holder



### Codes/Standards




ASME A112.18.1/CSA B125.1  
 NSF/ANSI 61  
 NSF/ANSI 372  
 All applicable US Federal and State material regulations  
 DOE - Energy Policy Act 1992  
 EPA WaterSense®  
 California Energy Commission (CEC)  
 ADA  
 ICC/ANSI A117.1  
 CSA B651  
 OBC

### KOHLER® Faucet Lifetime Limited Warranty

See website for detailed warranty information.

### Available Colors/Finishes

*Color tiles intended for reference only.*

Color	Code	Description
	CP	Polished Chrome
	BN	Vibrant® Brushed Nickel
	BL	Matte Black

