

Product information presented here reflects conditions at time of publication. Consult factory regarding discrepancies or inconsistencies.

MAIL TO: P.O. BOX 16347 • Louisville, KY 40256-0347  
SHIP TO: 3649 Cane Run Road • Louisville, KY 40211-1961  
(502) 778-2731 • 1 (800) 928-PUMP • FAX (502) 774-3624

visit our web site:  
[www.zoeller.com](http://www.zoeller.com)

**COMPARE THESE FEATURES**

- Non-Clogging vortex impeller
- Float operated, submersible (NEMA 6) 2-pole mechanical switch & variable level long cycle systems available
- UL Listed 3-wire cord plug; 9 ft. standard for automatic, 15 ft. standard for nonautomatic
- Corrosion resistant powder coated epoxy finish
- No sheet metal parts to rust or corrode
- Stainless steel screws, switch arm, guard and handle
- No screens to clog
- Watertight neoprene “□” ring between motor and pump housing
- Solid buoyant polypropylene float
- Motor - 60 Hz, 1550 RPM, oil-filled, hermetically sealed, automatic reset thermal overload protected
- Upper and lower sleeve bearings running in bath of oil
- Entire unit pressure tested after assembly
- Carbon and ceramic shaft seal
- Maximum temperature for effluent or dewatering—130°F (54°C)
- Passes ½" inch spherical solids
- 1½" NPT Discharge.
- On point—7¼" • Off point—3"
- Major width—10 3/32" • Height—10 1/16"

**SPECIAL MODEL FEATURES:**

**MODEL 53**

- Cast iron switch case, motor & pump housing
- Engineered thermoplastic base
- Engineered, glass-filled, plastic impeller with metal insert
- Stainless steel guard & handle
- Bearing - lower & upper oil fed cast iron

**MODEL 55**

- Bronze switch case, motor & pump housing
- Engineered thermoplastic base
- Engineered, glass-filled, plastic impeller with metal insert
- Stainless steel guard & handle
- Bearing - lower & upper oil fed bronze

**MODEL 57**

- All cast iron construction
- Stainless steel guard & handle
- Bearing - lower & upper oil fed cast iron
- Cast iron impeller

**MODEL 59**

- All bronze construction
- Stainless steel guard & handle
- Bearing - lower & upper oil fed bronze
- Bronze impeller

**ALL MODELS ARE COMPLETELY SUBMERSIBLE HERMETICALLY SEALED**

Watertight - dust tight. Permanently oiled bearings.

**VARIABLE LEVEL CONTROL SYSTEMS AVAILABLE**

**Note:** The sizing of effluent systems normally requires variable level float(s) controls and properly sized basins to achieve required pumping cycles or dosing timers with nonautomatic pumps.

## 53 - 57 Cast Iron Series

## 55 - 59 Bronze Series

(For Pump Prefix Identification see News & Views 0052)

# “MIGHTY-MATE”

### SUBMERSIBLE PUMP

FOR

### DEWATERING (SUMP)

OR

### EFFLUENT (SEPTIC TANK SYSTEMS)

**PASSES ½" SOLIDS**  
**1½" NPT DISCHARGE**

Tested to UL Standard UL778.

QUALITY MADE IN U.S. CRAFTSMEN

US (Tested to UL778 and CSA22.2 108 Standards)

SSPMA Certified 50 YEARS

**AUTOMATIC MODEL**

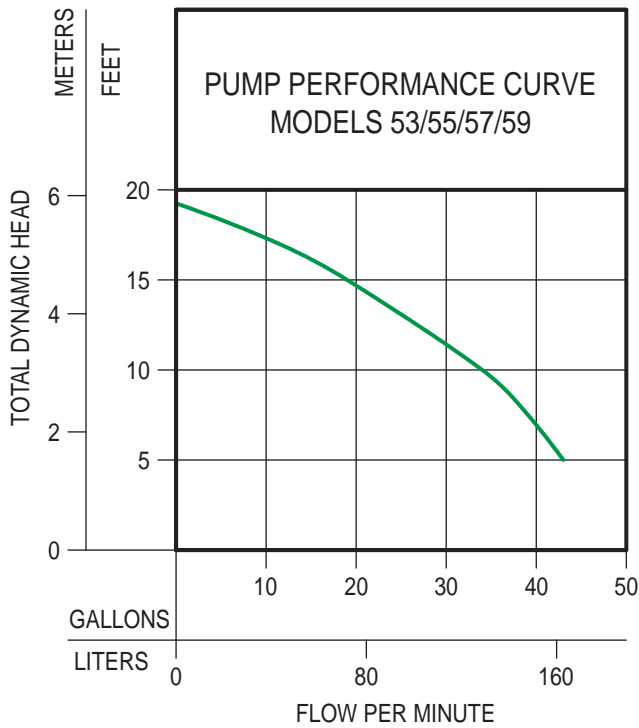
**VORTEX TYPE IMPELLER**

**POWDER COATED TOUGH™**

**BN MODEL**

**MODELS AVAILABLE**

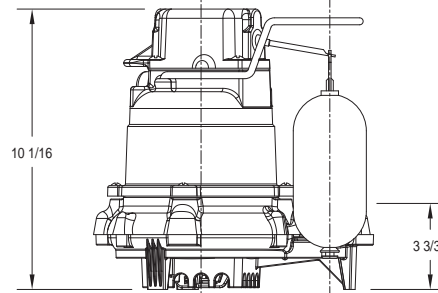
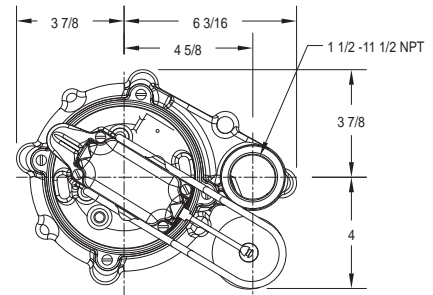
- Automatic or Nonautomatic
- “53 - 57” - .3 HP, 115V or 230V
- “55 - 59” - .3 HP, 115V or 230V
- BE53/BE57 & BN53/BN57 available packaged with Piggyback Variable Level Float Switch



**TOTAL DYNAMIC HEAD/FLOW  
PER MINUTE  
EFFLUENT AND DEWATERING**

MODEL		53/55/57/59	
Feet	Meters	Gal.	Liters
5	1.5	43	163
10	3.0	34	129
15	4.6	19	72
Shut-off Head:		19.25 ft.(5.9m)	

009897



SK858

**CONSULT FACTORY  
FOR SPECIAL APPLICATIONS**

- Variable level float switches available
- Variable level long cycle systems available
- Available with special cord lengths of 15', 25', 35', (50' 230V only)
- Alarm systems available
- Duplex systems available

**SELECTION GUIDE**

1. Integral float operated mechanical switch, no external control required.
2. Single piggyback variable level float switch or double piggyback variable level float switch. Refer to FM0477.
3. Mechanical alternator "M-Pak" 10-0072 or 10-0075.
4. See FM0712 for correct model of Electrical Alternator.
5. Variable level control switch 10-0225 used as a control activator, with Electrical Alternator (3) or (4) float system.

Single Seal Model	Control Selection						Listings	
	Volts	Phase	Mode	Amps	Simplex	Duplex	CSA	UL
M53/55 & M57/59	115	1	Auto	9.7	1	-----	Y	Y
N53/55 & N57/59	115	1	Non	9.7	2	3 or 4 & 5	Y	Y
* BN53	115	1	Auto	9.7	*	-----	Y	Y
* BN57	115	1	Auto	9.7	*	-----	N	Y
* BE53/57	230	1	Auto	4.8	*	-----	Y	Y
D53/55 & D57/59	230	1	Auto	4.8	1	-----	Y	Y
E53/55 & E57/59	230	1	Non	4.8	2	3 or 4 & 5	Y	Y

\* Single piggyback switch included.

**CAUTION**

All installation of controls, protection devices and wiring should be done by a qualified licensed electrician. All electrical and safety codes should be followed including the most recent National Electrical Code (NEC) and the Occupational Safety and Health Act (OSHA).

For information on additional Zoeller products refer to catalog on Piggyback Variable Level Float Switches, FM0477; Electrical Alternator, FM0486; Mechanical Alternator, FM0495; Sump/ Sewage Basins, FM0487; and Single Phase Simplex Pump Control/Alarm Systems, FM0732.

**"Easy assembly"**  
(pump & discharge pipe not included.)

**OPTIONAL PUMP STAND P/N 10-2421**

- Reduces potential clogging by debris
- Replaces rocks or bricks under the pump
- Made of durable, noncorrosive ABS
- Raises pump 2" off bottom of basin
- Provides the ability to raise intake by adding sections of 1½" or 2" PVC piping
- Attaches securely to pump
- Accommodates sump, dewatering and effluent applications

**NOTE: Make sure float is free from obstruction.**

**RESERVE POWERED DESIGN**

For unusual conditions a reserve safety factor is engineered into the design of every Zoeller pump.