

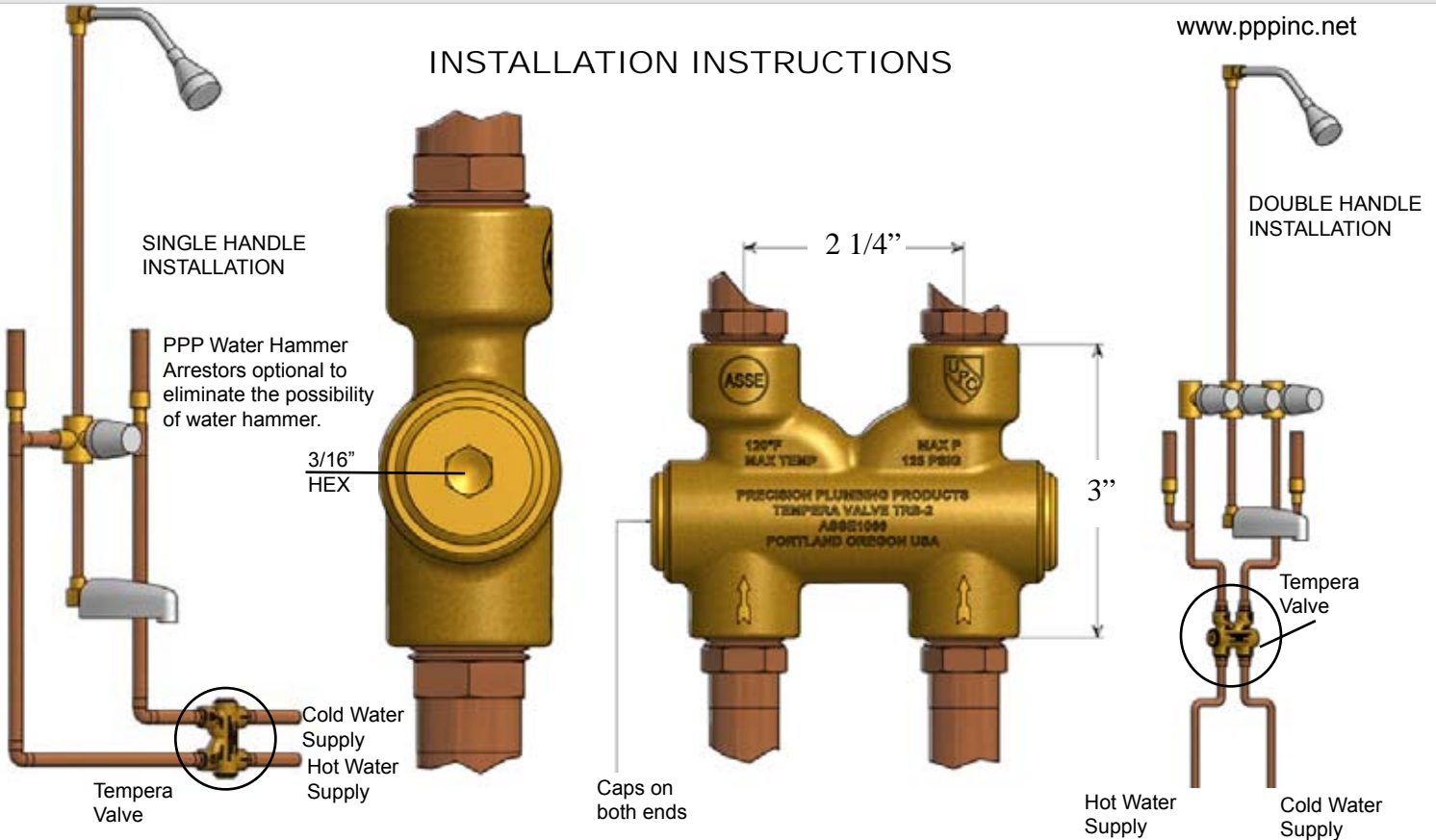


Precision Plumbing Products
"Specify with Confidence - Install with Pride"

TEMPERA VALVE
 AUTOMATIC PRESSURE COMPENSATING

INSTALLATION INSTRUCTIONS

www.pppinc.net



INSTALLATION INFORMATION:

The Tempera (TRB-2) Pressure Balancing Valve is a piston-actuated valve. It is necessary to Flush all supply lines leading to the valve prior to installation. We require only Teflon tape to be used when connecting this valve to the water system. The use of pipe dope or liquid thread sealant will affect the proper operation of this valve and void the warranty. Install the TRB-2 valve in line with the shower control valve. It is not necessary to install the TRB-2 valve close to the shower control valve, as long as discharge lines are dedicated. Install the TRB-2 valve with the flow arrows in the proper direction with respect to flow. It is not necessary to maintain any particular geometric position for this valve. We require the installation of check valves (not included) on the inlet side of this valve to prevent potential cross connection. The TRB-2 valve is a mechanical device, which may require maintenance. Remember to place this valve in an accessible location. Failure to follow these instructions will make void any product warranty.



Precision Plumbing Products
 Division of JL Industries, Inc.

802 SE 199th Avenue
 Portland, Oregon 97233

T (503) 256-4010
 F (503) 253-8165

www.pppinc.net

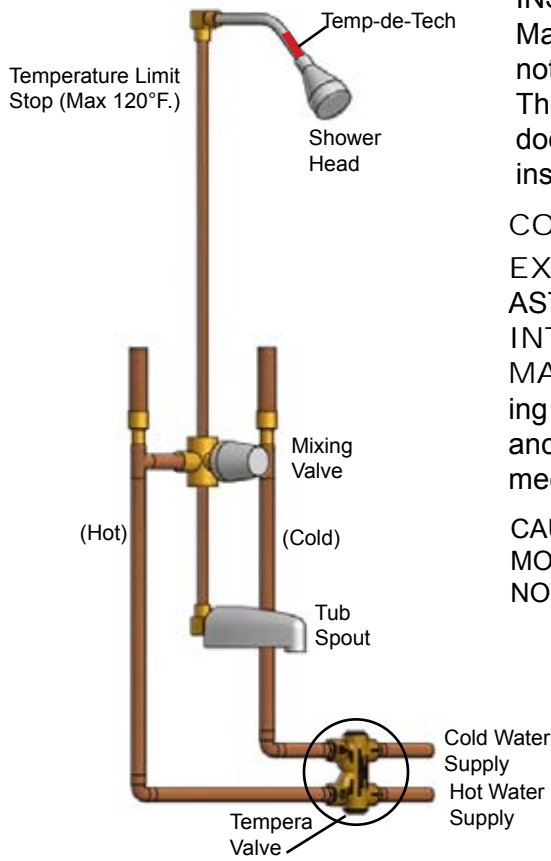
JL Industries, Inc.




MADE IN U.S.A.
 we do not export jobs.



TEMPERA VALVE



CONNECTIONS
1/2" FPT



INSTALLATION:

May be installed on 1/2" water supply line at any angle or position. It is not necessary that the Tempera Valve be mounted level. The Tempera Valve may be mounted concealed or exposed (access doors required) - a chrome plated model is available for exposed installations.

CONSTRUCTION DETAILS:

EXTERNAL: Red-Bronze cast body containing over 85% ingot copper. ASTM # B584 Alloy# C84400.

INTERNAL: Stainless steel (# 303) is used in the piston and sleeve.

MAINTENANCE: A minimum is required, other than occasional flushing of foreign deposits. Of the Tempera Valve's four parts, only the balancing piston moves. This simple, compact design minimizes wear and mechanical failures.

CAUTION:

MODEL PLUMBING CODES REQUIRE HOT WATER NOT TO EXCEED 120°F.

PROJECT SUBMITTAL

Project: _____

Contractor: _____

Engineer: _____

Date Submitted: _____

Prepared By: _____

Precision Plumbing Products of Portland, Oregon (USA) warrants our manufactured products to be free from defects and workmanship under normal use and service. The sole and exclusive remedy for our manufactured products that do not conform to this limited and express warranty and our sole obligation under this limited and express warranty is to replace the defective part or product during the three year period after original installation. This warranty excludes any parts or products that are modified or improperly installed or installed where PH levels, chemical conditions or electrolysis prematurely degrade the product. We specifically disclaim any warranties or responsibility for defects due to quality, material, dimensional tolerances or quality control of any fitting or other third party supplied parts or components. **EXCLUSIONS OF ALL OTHER WARRANTIES INCLUDING IMPLIED WARRANTIES:** All other warranties, including the implied warranties of **MERCHANTABILITY** and fitness for a particular purpose, are **EXCLUDED** from this transaction and shall not apply to goods sold by us. The above warranties are in lieu of all other warranties and representations, express or implied, and all other obligations or liabilities on our part. We shall not be liable for consequential damages, loss of profit, interruption of business or any other special, incidental, or punitive damages suffered or sustained by Customer. Any part or products being returned under this warranty must have prior authorization by us. Any part or product received by us without a return of goods authorization will be returned to the shipper. All returned merchandise must be prepaid by shipper. Our personnel, including salespeople, as well as independent distributors and sales agents may have made oral statements about our products. Those statements are not warranties by us and should not be relied on by the buyer/customer/user. If you use this product you are agreeing to this warranty contract between us. This writing constitutes the final expression of the parties and is the complete and exclusive statement of that contract for warranties.

Rev 05/09



Precision Plumbing Products
Division of JL Industries, Inc.

802 SE 199th Avenue
Portland, Oregon 97233

T (503) 256-4010
F (503) 253-8165

www.pppinc.net

JL Industries, Inc.