

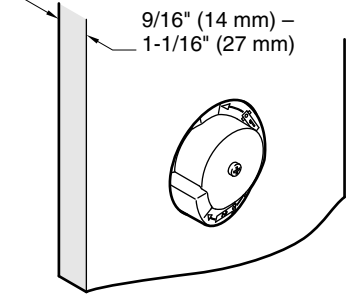
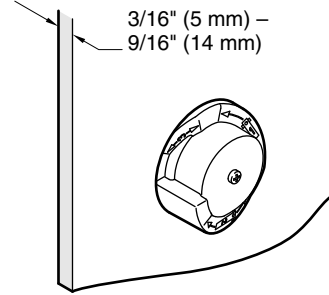
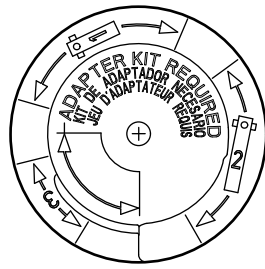
Record your model number below for future reference:

Important Information
Observe all local plumbing and building codes.

1 Determine the valve stem adapter length. Refer to the plaster guard.

Thin Wall: Use the #3 adapter and the 13/16" (21 mm) screw.

Standard Wall: Use the #1 adapter and the 13/16" (21 mm) screw.



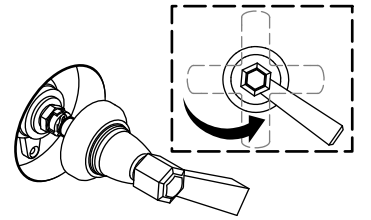
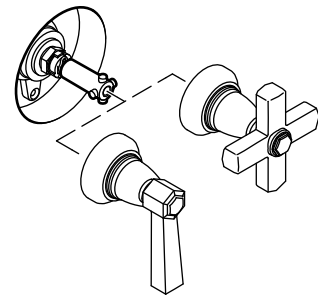
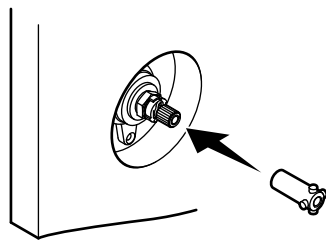
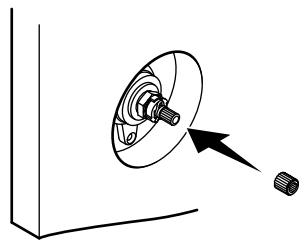
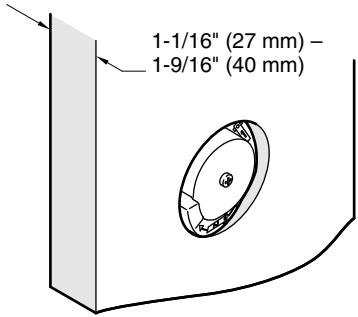
Thick Wall: Use the #2 adapter and the 1-3/8" (35 mm) screw.

2 Remove the plaster guard. Place the spline adapter on the valve stem.

3 Temporarily fit the valve stem adapter on the spline adapter.

4 Position the handle on the valve stem adapter.

5 2-way valve: Water should flow from the main shower accessory with the handle position at 4 o'clock.



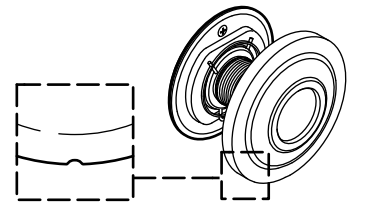
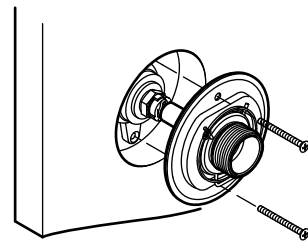
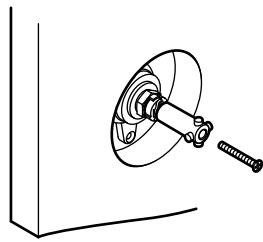
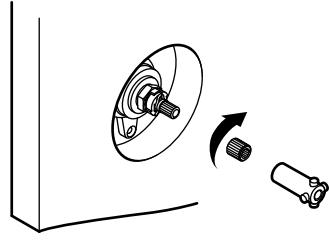
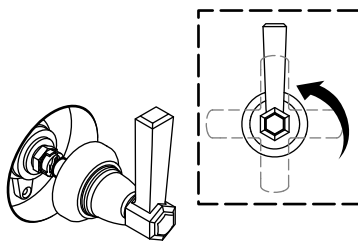
3-way valve: Water should flow from the main shower accessory with the handle position at 12 o'clock.

6 To adjust position, remove the handle and valve stem adapter. Turn the spline adapter.

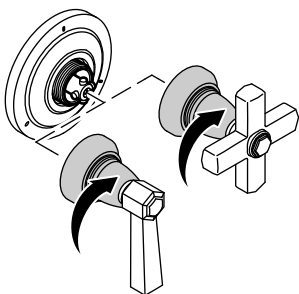
7 Secure the valve stem adapter with the proper length screw.

8 Secure the plate assembly to the valve with proper length screws. **Do not overtighten.**

9 Fit the faceplate over the plate assembly with the notch down.



10 Point the handle down. Thread the bonnet onto the hub.



FIVE-YEAR LIMITED WARRANTY

All Kallista products carry Kallista's five-year limited warranty unless otherwise noted.*

Kallista products are warranted to be free of defects in material and workmanship for five years from the date of installation.

Kallista will, at its election, repair, replace or make appropriate adjustment where Kallista inspection discloses any such defects occurring in normal usage within five (5) years after installation.

Kallista is not responsible for removal or installation costs.

Damages due to improper handling, installation or maintenance are not considered manufacturing defects and are not covered by this warranty. This warranty is valid for the original consumer purchaser only.

To obtain warranty service, contact your Kallista Authorized Showroom.

Products must be maintained and cleaned in accordance with the care and cleaning instructions provided by Kallista. Improper care or cleaning, including damage from the use of abrasive chemicals, will void this warranty. Gloss reduction, scratching, staining and alkaline etching of finishes over time due to use, cleaning practices or water or atmospheric conditions, are not manufacturing defects but are indicative of normal wear and tear. Use of in-tank toilet cleaners will void the warranty.

Implied warranties including that of merchantability and fitness for a particular purpose are expressly limited in duration to the duration of this warranty. Kallista and/or seller disclaims any liability for special, incidental, or consequential damages.

Some states/provinces do not allow limitations on how long an implied warranty lasts, or the exclusion or limitation of special, incidental or consequential damages, so these limitations and exclusions may not apply to you. This warranty gives you specific legal rights. You may also have other rights which vary from state/province to state/province.

This is Kallista's exclusive written warranty.

* Kallista's Hampstead and Stafford vitreous products, stainless steel accessories, and wooden accessories carry a one-year Limited Warranty.

Questions? Problems? For additional assistance, please contact KALLISTA's Customer Service Department at 1-888-4-KALLISTA (1-888-452-5547) or kallista.com.